



The Colorado Health Foundation™

COLORADO CORONAVIRUS OPINION SURVEY

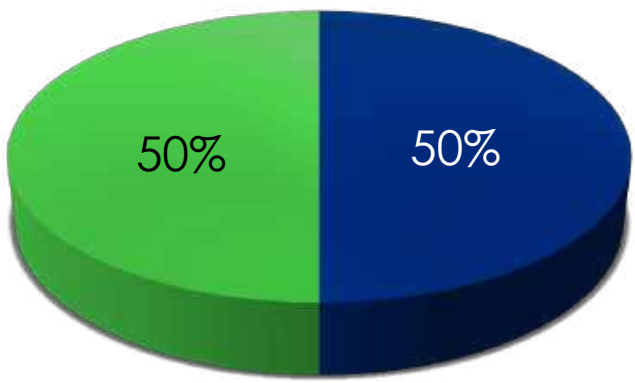
April 15th to 21st, 2020



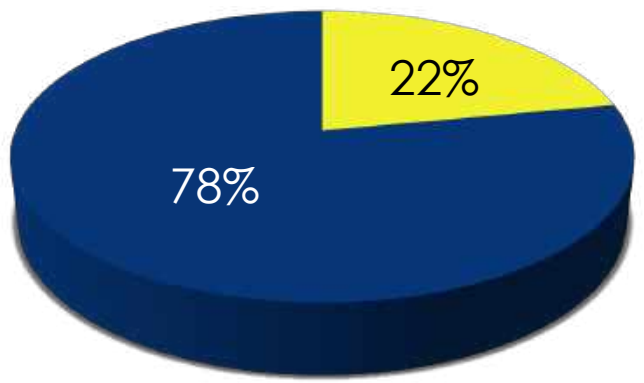
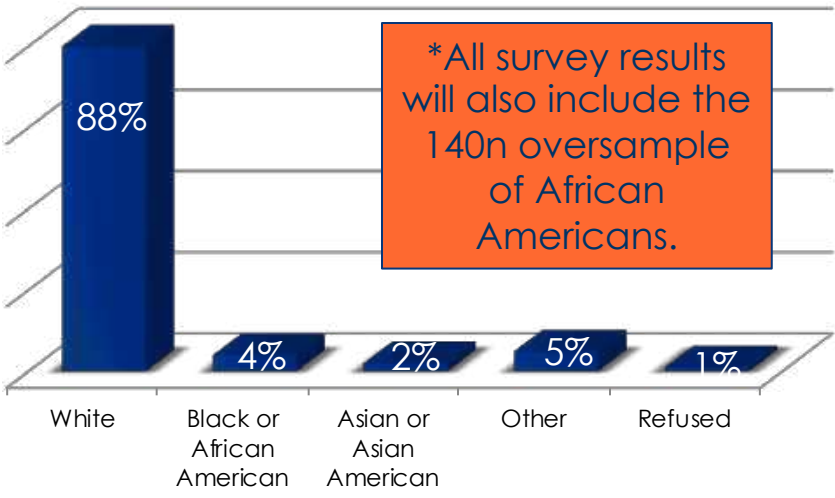
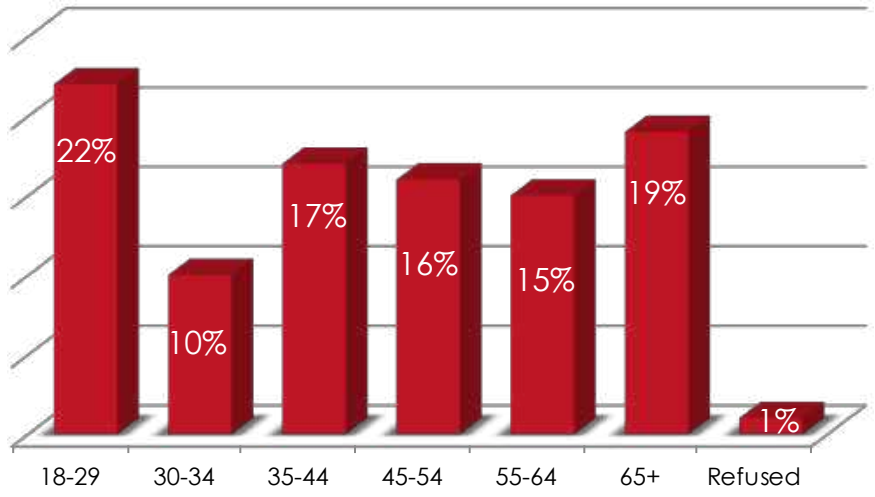
Methodology

- Magellan Strategies is pleased to present the results of a 1,000n live telephone and online survey of adults in the state of Colorado.
- This survey does include an oversample of 140 African American respondents.
- The interviews were conducted from April 15th to 21st, 2020.
- The overall survey has a margin of error of +/- 3.1% at the 95% confidence interval. The African American oversample has a margin of error of +/- 8.28%. Subgroups of voters will have higher margin of error than the overall sample.
- The survey results were weighted based upon the 2019 Colorado population estimates from the United States Census Bureau.

Survey Demographics



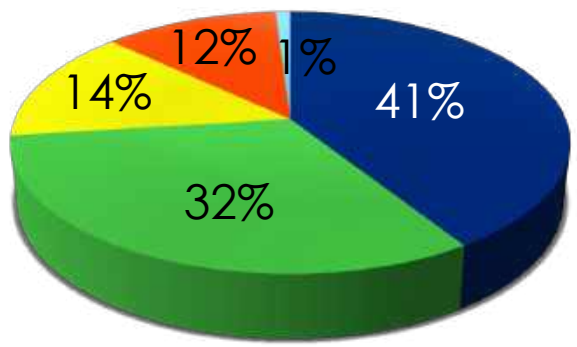
■ Male ■ Female ■ Do You Identify Differently ■ Refused



■ Yes, Hispanic ■ No, Not Hispanic ■ Refused

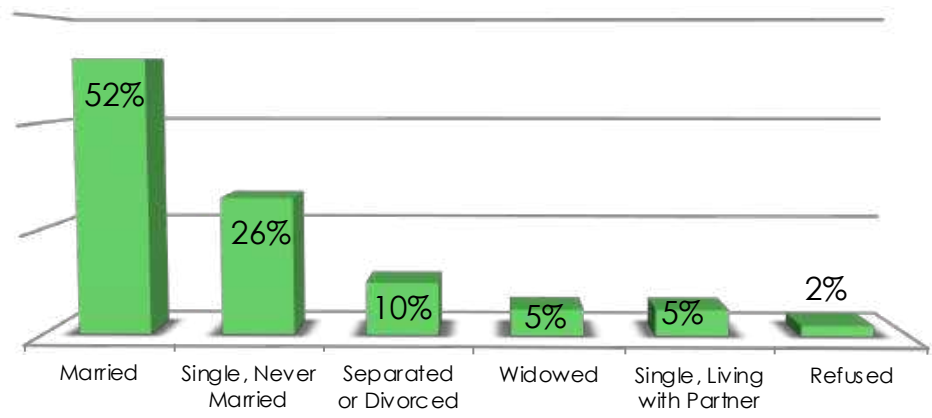
Survey Demographics

Area You Live In

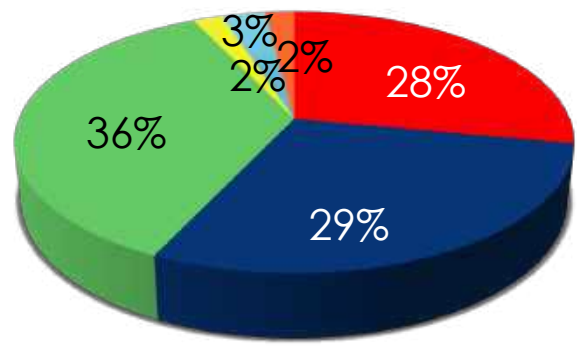


- Suburban Area
- Big City
- Small Town
- Rural Area
- Refused

Marital Status

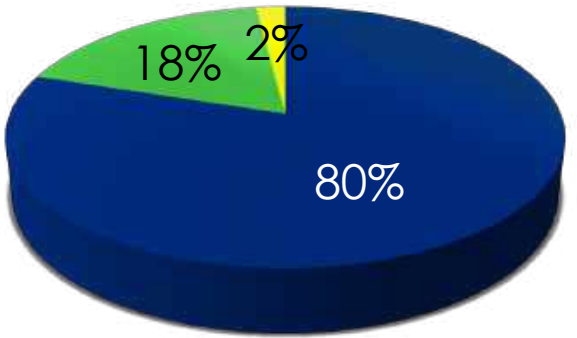


Party Affiliation



- Republican
- Democrat
- Unaffiliated
- Identify with Some Other Party
- Identify with No Party
- Refused

Do you currently live alone or do you live with others?

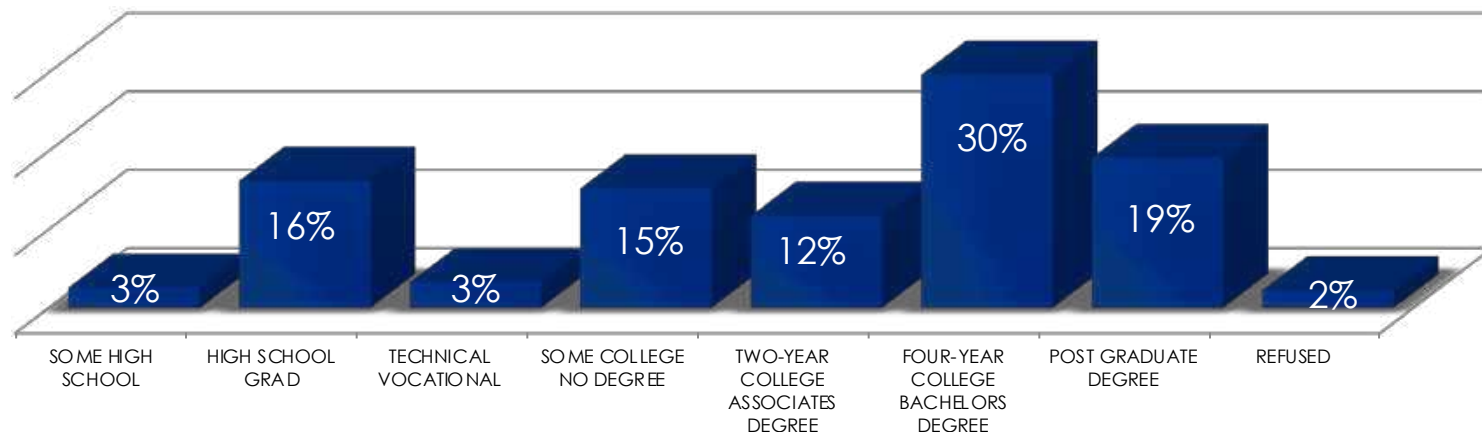


- Live with Others
- Live Alone
- Refused

Survey Demographics

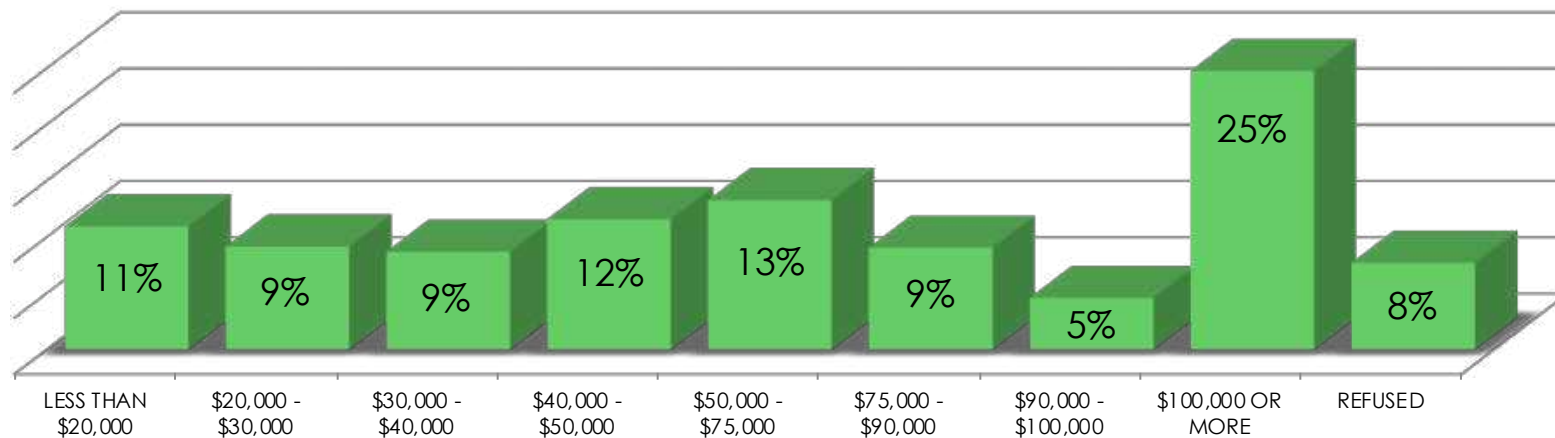
EDUCATION

What is the highest level of school you have completed or the highest degree you have received?



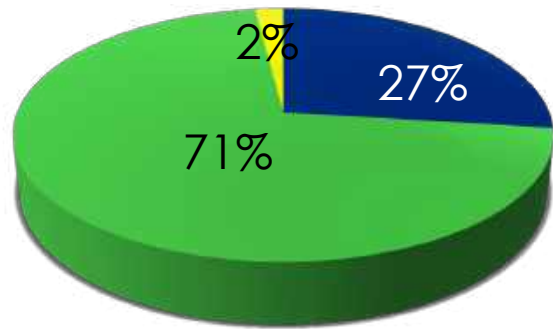
INCOME

Last year, what was your total family income before taxes?



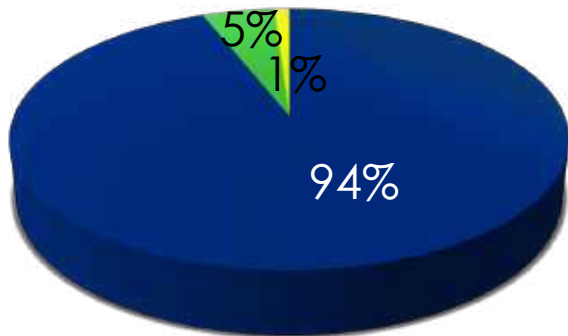
Survey Demographics

Are you the parent or guardian of any child **under the age of 18** living in your household?



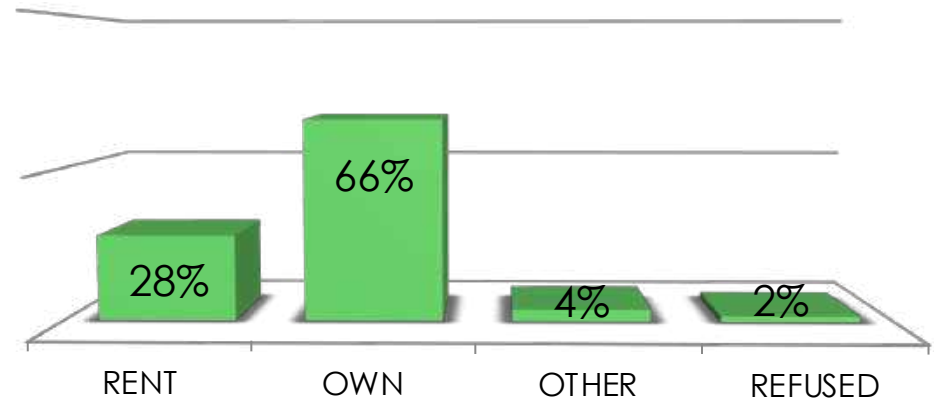
■ YES ■ NO ■ REFUSED

Were you born in the United States or another country?

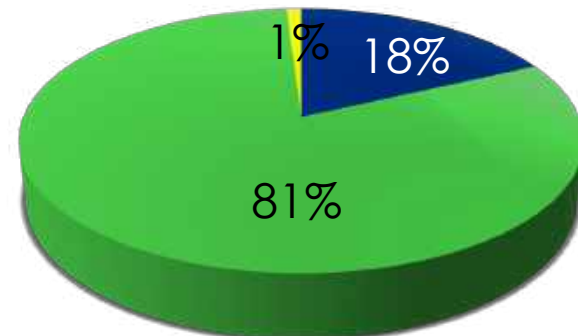


■ Born in US ■ Born in Other Country ■ Refused

RENT VS. OWN HOME



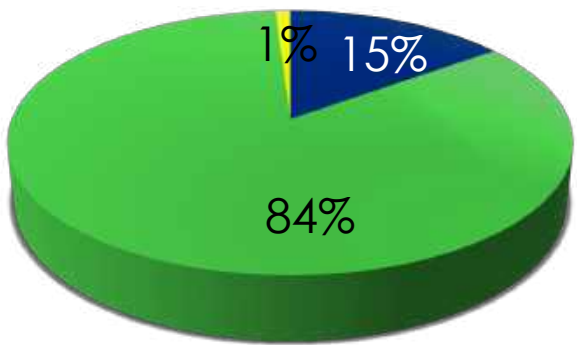
Are you a **caretaker** for someone with a disability or a senior citizen?



■ YES ■ NO ■ REFUSED

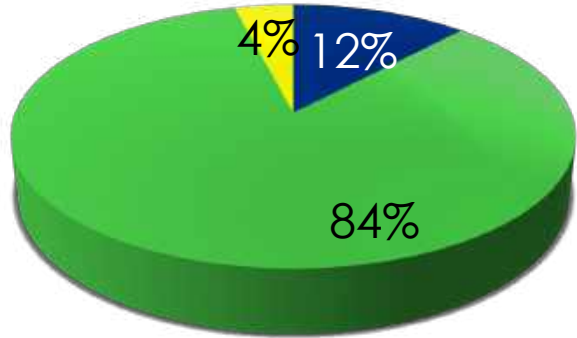
Survey Demographics

Are you an individual with a **disability**?



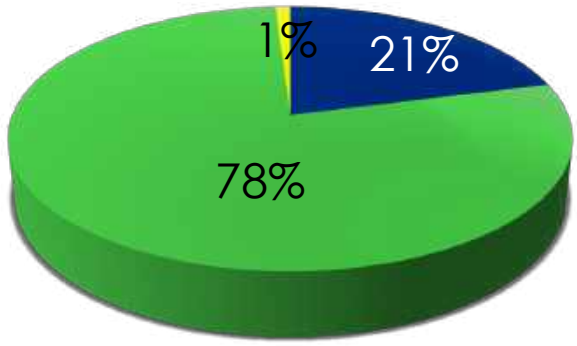
■ YES ■ NO ■ REFUSED

Have you or someone in your household been unable to get a coronavirus **test** when you or they tried to get one?



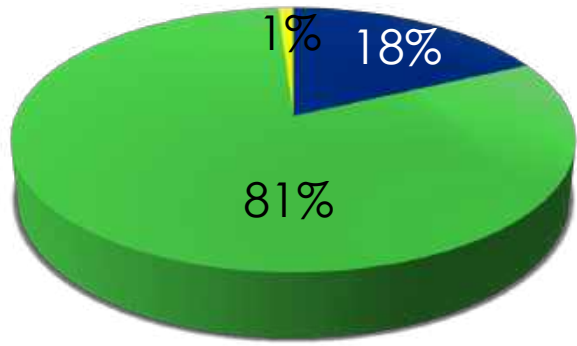
■ YES ■ NO ■ REFUSED

Have you or someone you know **tested positive** for coronavirus?



■ YES ■ NO ■ REFUSED

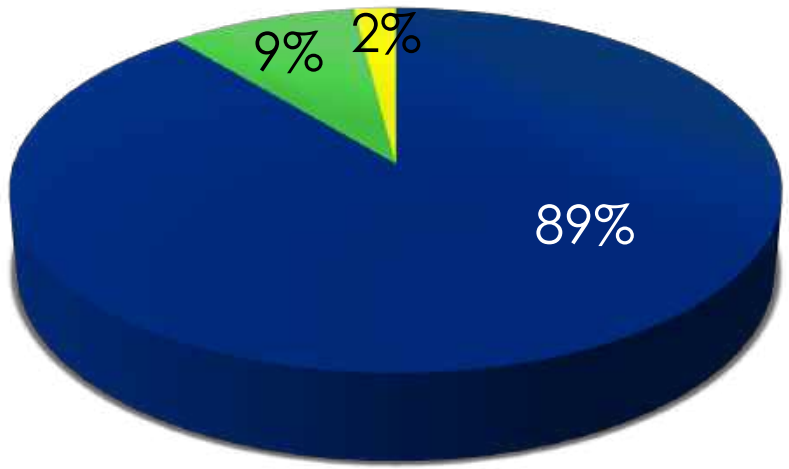
Have you or anyone in your family experienced **symptoms** of the coronavirus including a high fever, tiredness, a dry cough, or difficulty breathing either now or at some point in the last month?



■ YES ■ NO ■ REFUSED

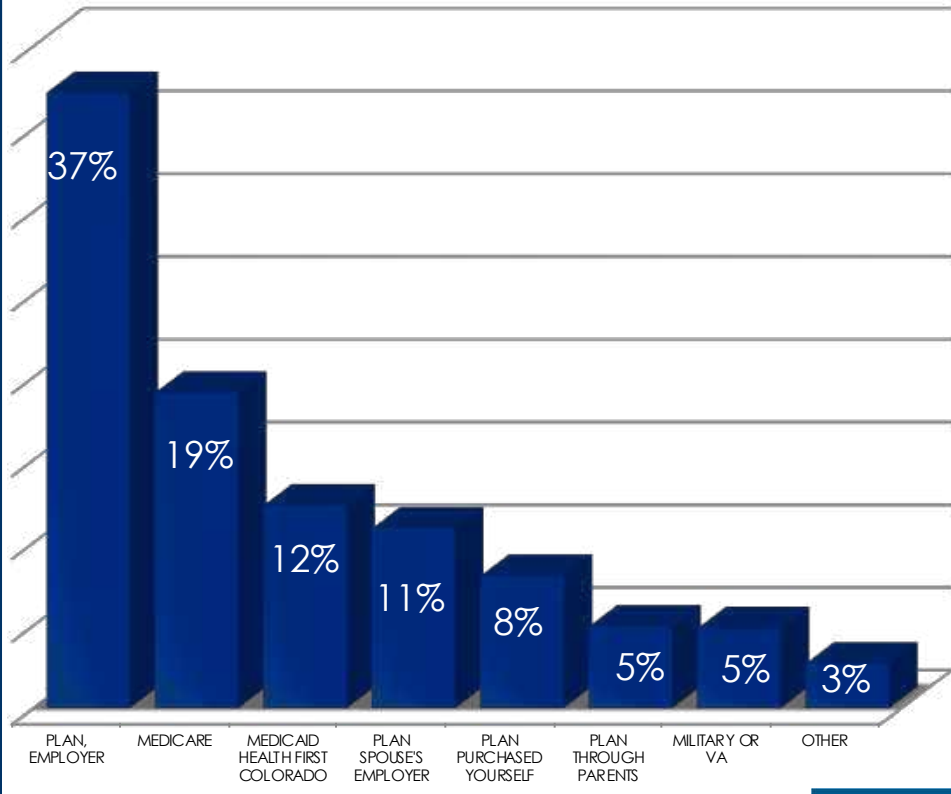
Survey Demographics

Are you, yourself, now **covered by any form of health insurance** or health plan or do you not have health insurance at this time?



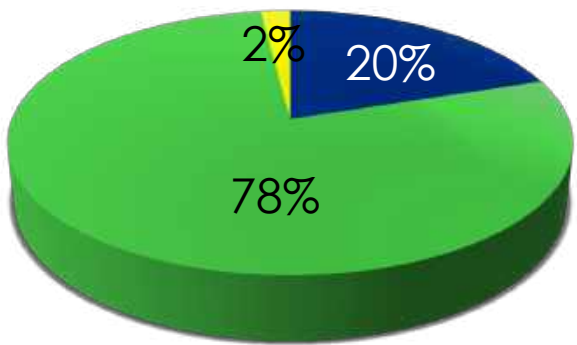
■ Yes, Covered ■ No, Not Covered
■ Unsure or Refused

Which of the following options best describes your **main source of health insurance coverage**?



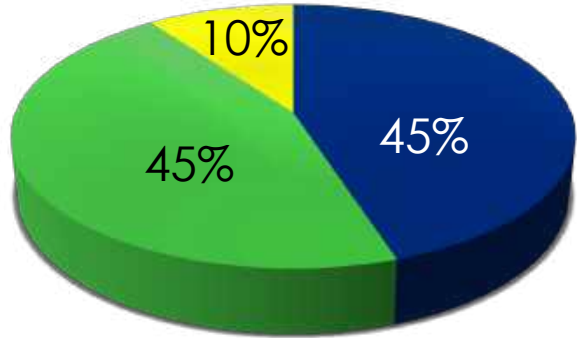
Survey Demographics

Are you or someone in your immediate family a **medical professional**, such as a doctor, nurse or medical technician?



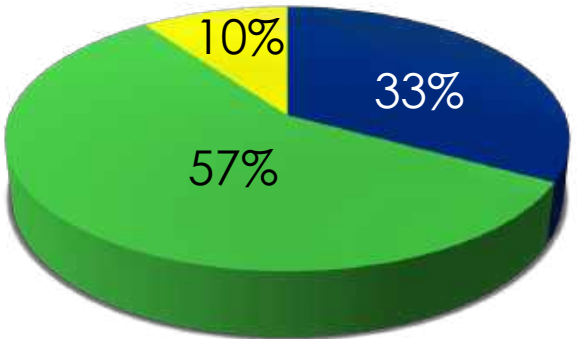
■ YES ■ NO ■ REFUSED

Before the coronavirus outbreak, did your employer offer **paid sick time**?



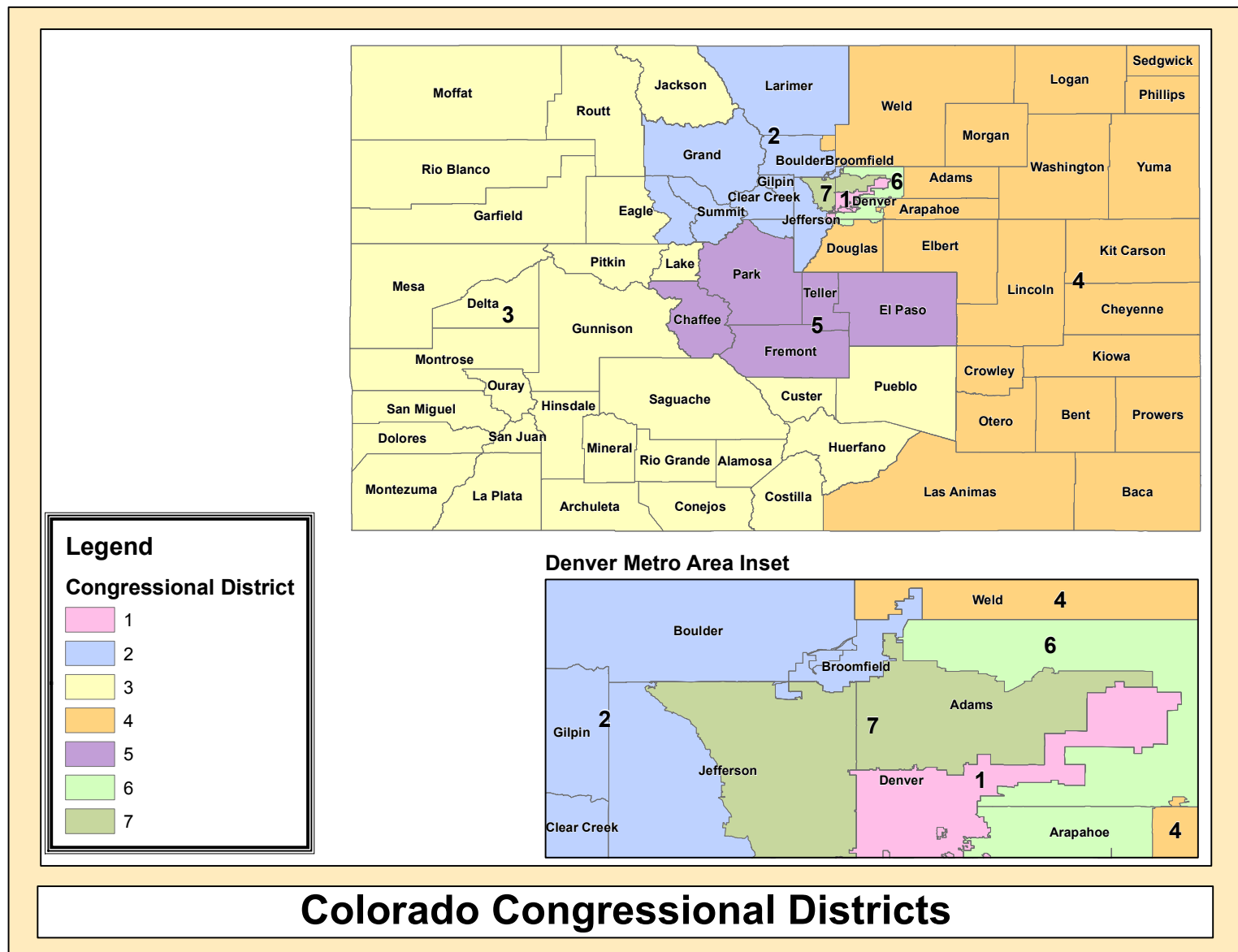
■ YES ■ NO ■ REFUSED

Before the coronavirus outbreak, did your employer offer **paid family leave** to care for a sick family member? This would not include paid time off to have a child.



■ YES ■ NO ■ REFUSED

Colorado Congressional Districts



Colorado Congressional Districts



HOW MUCH HAVE PEOPLE'S
LIVES BEEN DISRUPTED BY THE
OUTBREAK?

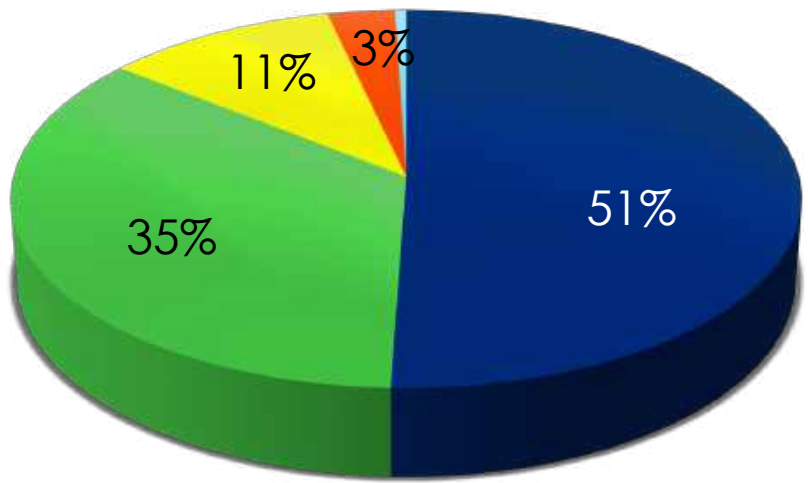


The Colorado Health Foundation™



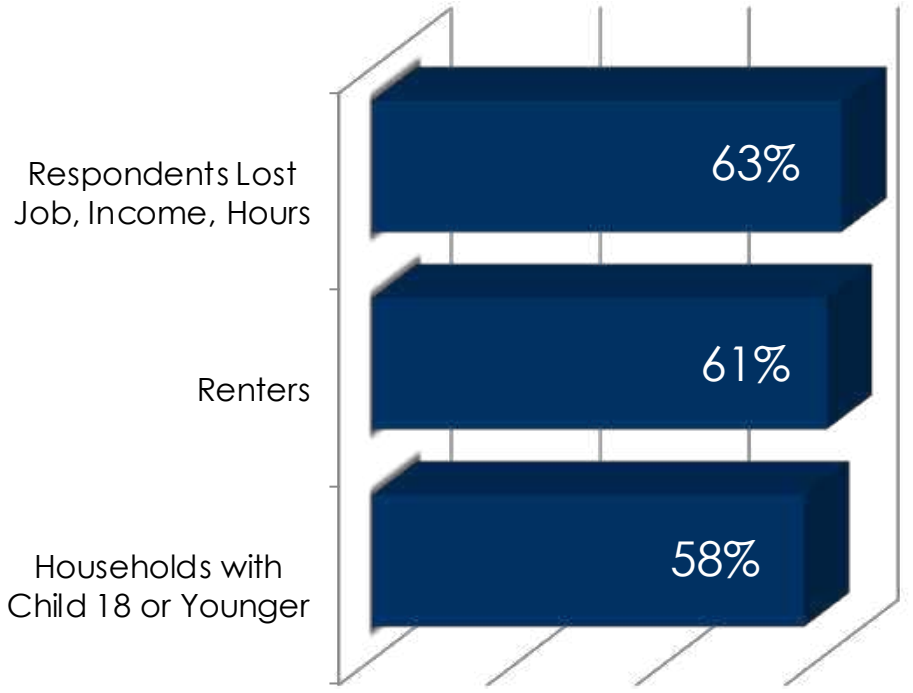
Thinking now about the coronavirus outbreak...How much, if at all, has your life been disrupted by the coronavirus outbreak?

Among all respondents, 51% said their lives have been disrupted a lot by the coronavirus outbreak, 35% said their lives have been disrupted some, 11% said not too much and only 3% said their lives have not been impacted at all. Population subgroups that have had their lives disrupted the most include households with a child aged 18 or younger (58% a lot), people who rent their home (61% a lot) and people who have lost their job, lost income or had their paid hours reduced (63% a lot).

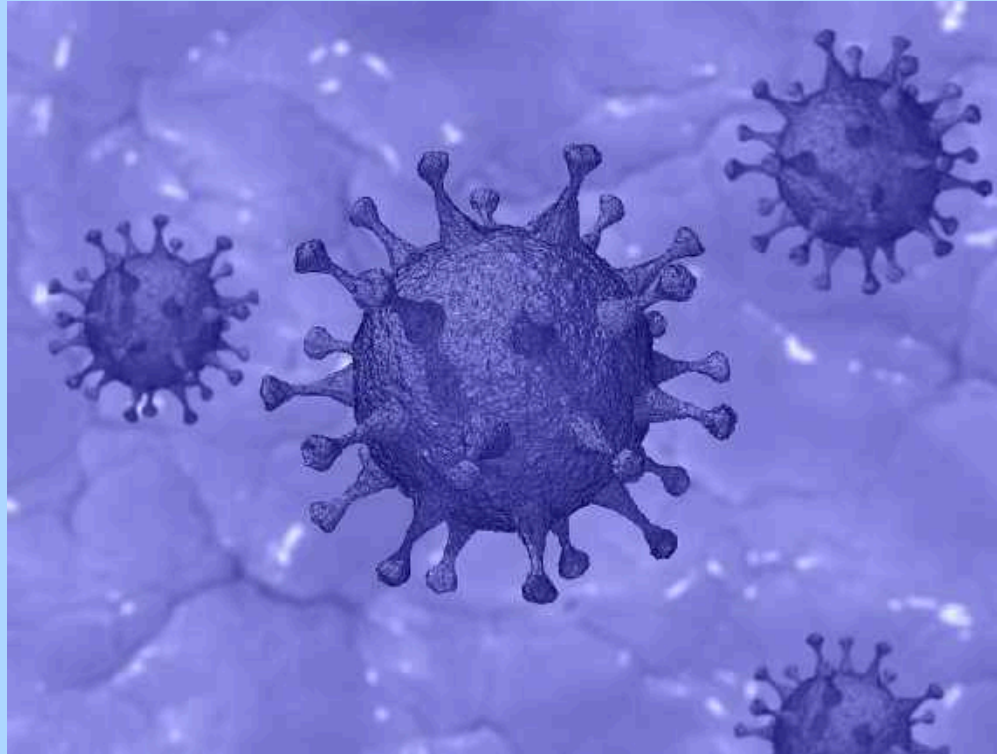


- A LOT
- SOME
- NOT TOO MUCH
- NOT AT ALL
- REFUSED

Population Subgroups That Have The Highest Percentage of Disrupted A Lot



■ A Lot



IS THE WORST OF THE
CORONAVIRUS BEHIND US
OR IS THE WORST
YET TO COME?

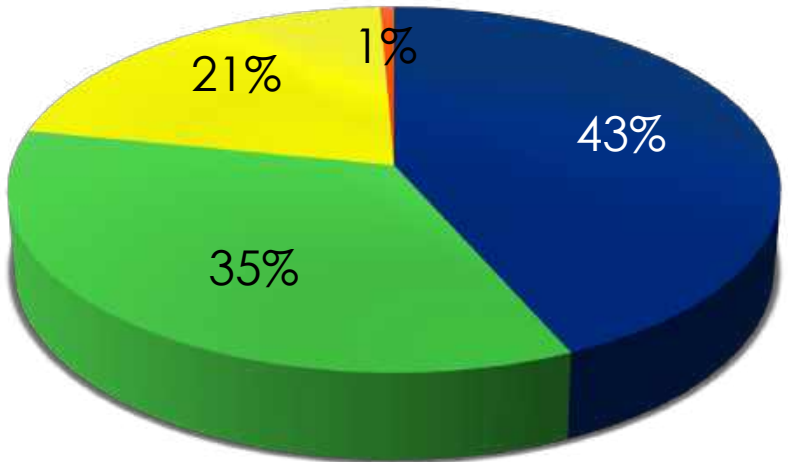


The Colorado Health Foundation™

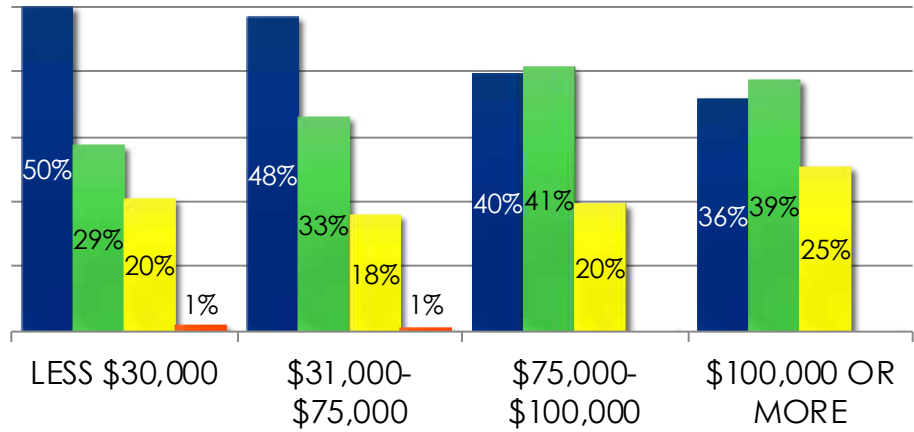
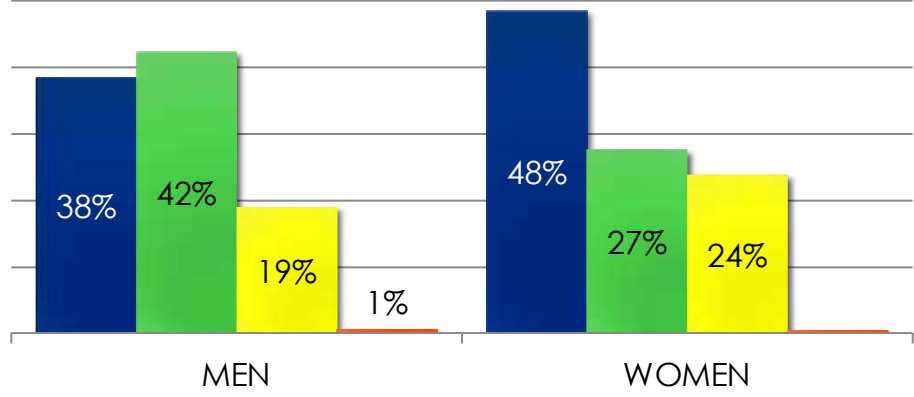


Which of the following best describes your feelings about the coronavirus outbreak in the United States?

Forty-three percent of Coloradans feel the worst of the coronavirus is yet to come, 35% think the worst is behind us, and 21% did not have an opinion on the question. Families and individuals with lower incomes, and households that have experienced job or income losses are more likely to feel the worst is yet to come. Among African Americans respondents, 55% feel the worst is yet to come. The data also found that women in general were more likely to feel the worst is yet to come.

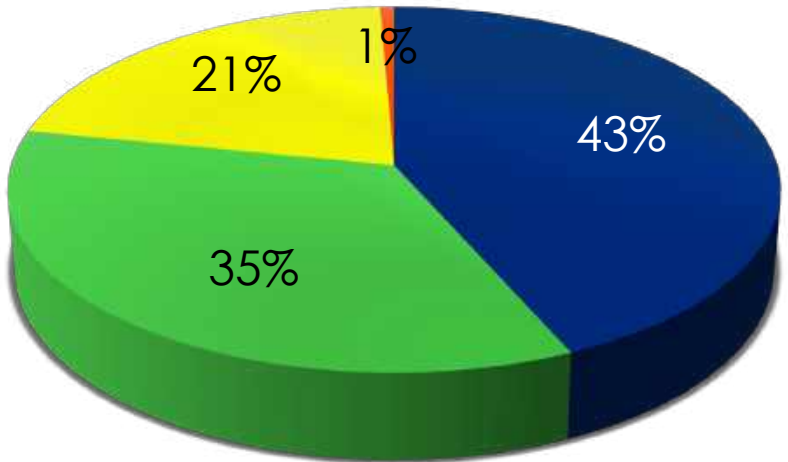


- WORST IS YET TO COME
- WORST IS BEHIND US
- UNSURE/DON'T KNOW
- REFUSED

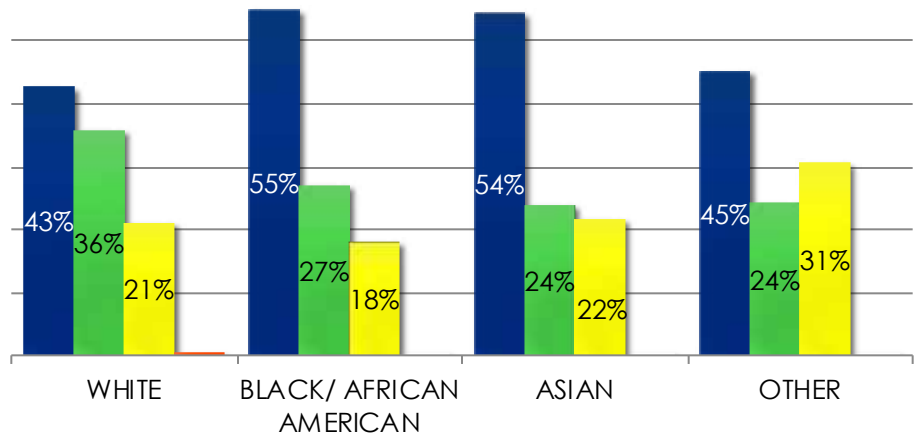
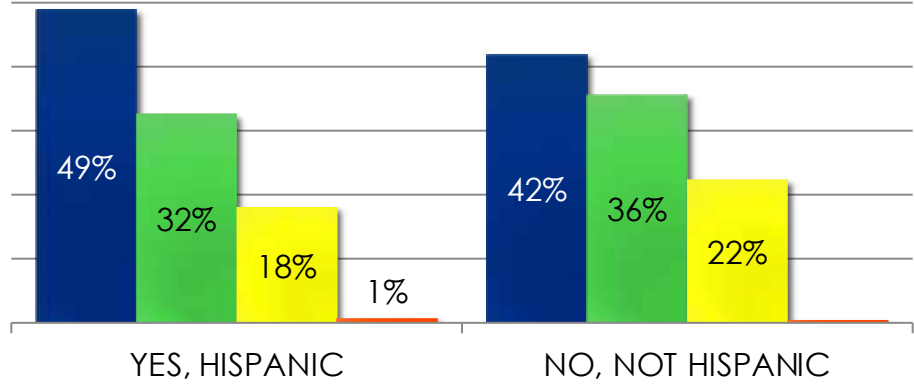


Which of the following best describes your feelings about the coronavirus outbreak in the United States?

Forty-three percent of Coloradans feel the worst of the coronavirus is yet to come, 35% think the worst is behind us, and 21% did not have an opinion on the question. Families and individuals with lower incomes, and households that have experienced job or income losses are more likely to feel the worst is yet to come. Among African Americans respondents, 55% feel the worst is yet to come. The data also found that women in general were more likely to feel the worst is yet to come.



- WORST IS YET TO COME
- WORST IS BEHIND US
- UNSURE/DON'T KNOW
- REFUSED



*African American data is based on the oversample results.



COLORADAN WORRIES ABOUT THE OUTBREAK VERBATIM RESPONSES



The Colorado Health Foundation™



“In your own words, what worries you the MOST about the coronavirus outbreak at this time?”

Respondents were asked to describe their worries regarding the coronavirus outbreak. Reading through the responses, the emotions and fear for themselves and their family members not making through this difficult time become very clear. The two most common themes are concerns about their health and their economic situation in the future.

“I am worried about opening things too soon. People are thinking that everything is okay. People are trying to go back to normal, but things are getting worse.”

-Female, 18-29, Weld County

“I am worried about my kids and their sports and education activities. Obviously, I’m worried when will the whole economy is going [to be] back in shape and getting people back to work.”

-Male, 30-34, Jefferson County

“I’m worried seriously about those who are at the nursing home. They are the most concerning for contracting the coronavirus.”

-Male, 55-59, El Paso County

“I’m afraid of getting infected or getting furloughed from my job or basically being laid off by my company.”

-Male, 35-39, Adams County

“That would be going back to my normal work and my parent’s health.”

-Female, 40-44, Boulder County

“I would have to say it is the economy. I’m trying to figure out how everybody is going to bounce back. There might be lost jobs and layoffs. Imports, exports, and small businesses have been closed because of the COVID-19. I’m worried how it will affect the economy.”

-Female, 30-34, Mesa County

“What worries me the most is my finances. I lost my job directly because of the virus. I was working at a staffing agency, and they stopped using the service.”

-Male, 18-29, City & County of Denver



HOW THE CORONAVIRUS HAS IMPACTED COLORADANS' FINANCIAL SITUATION



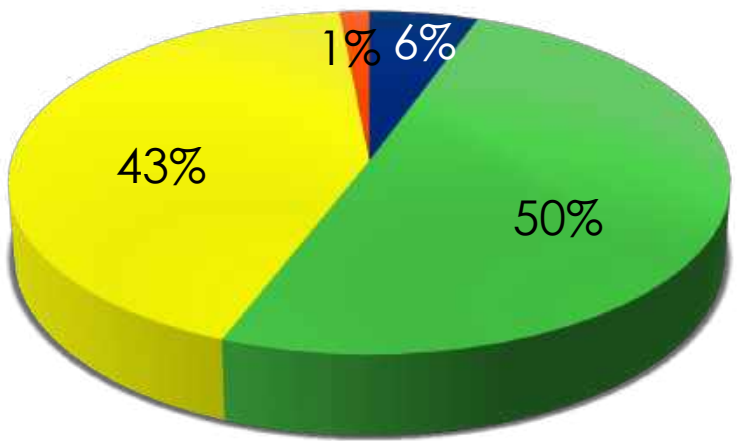
The Colorado Health Foundation™



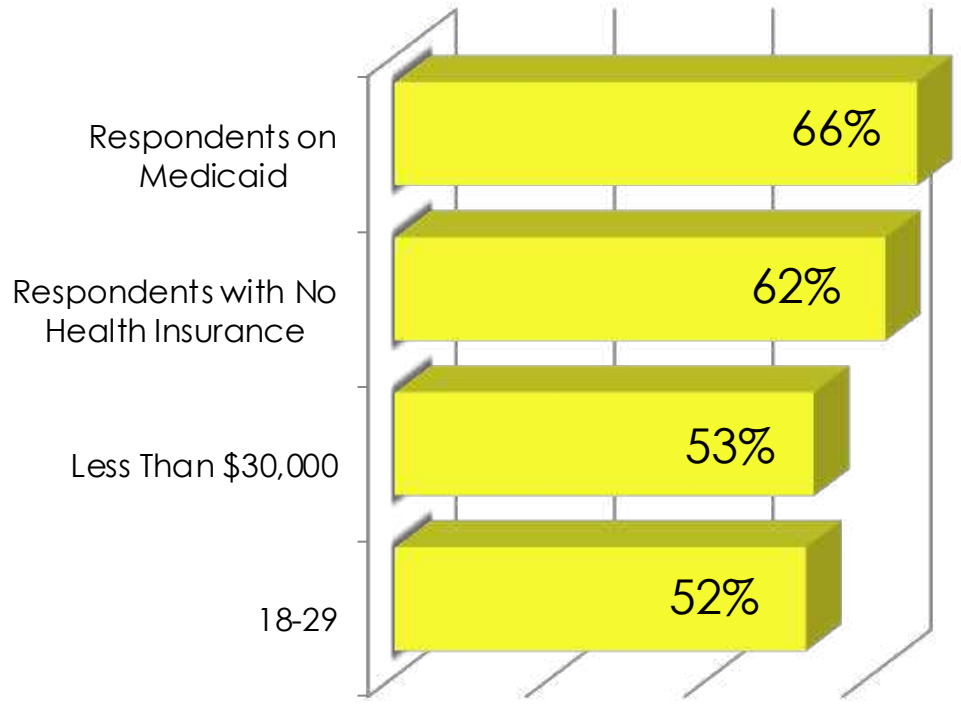
How has the coronavirus outbreak affected your financial situation? Is it better than it was before the coronavirus outbreak, about the same as it was before, or worse than it was before the coronavirus outbreak?

Forty-three percent of respondents said the coronavirus has made their financial situation worse while 50% said their financial situation is the same as it was before. Population subgroups that have a worse financial situation include households with incomes of \$30,000 or below (53% financial situation worse than before), younger individuals aged 18 to 29 (52% worse), people that do not have health insurance (62% worse), and individuals on Medicaid (66% worse).

Population Subgroups that have a Worse Financial Situation than Before Coronavirus



- BETTER THAN BEFORE
- ABOUT THE SAME AS IT WAS BEFORE
- TOTAL WORSE
- DON'T KNOW/REFUSED



■ Total Worse



COLORADANS WHO HAVE
LOST A JOB, LOST INCOME,
OR LOST PAID HOURS



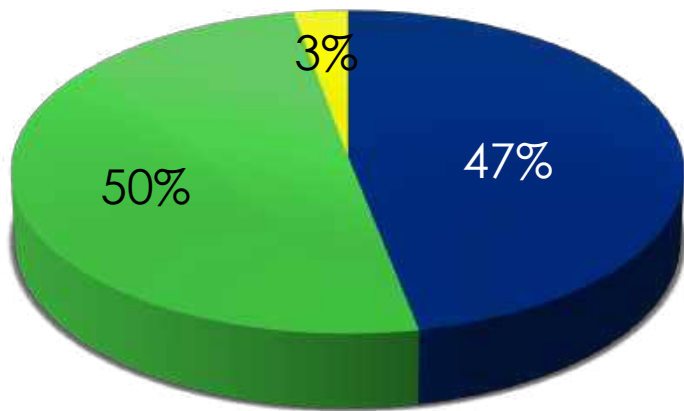
The Colorado Health Foundation™



Have you or someone in your household lost a job, lost income, or had paid hours reduced as a result of the coronavirus outbreak?

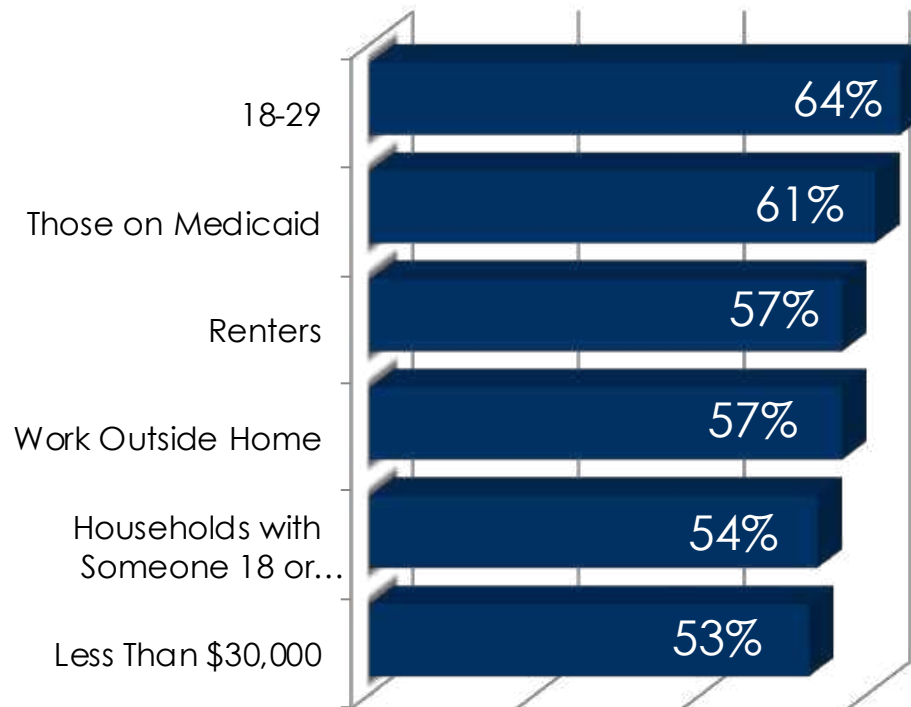
Forty-seven percent of Coloradans say they or someone in their household has lost their job (16%), lost income (18%), or had their paid hours reduced (13%) as a result of the coronavirus. Population subgroups that are experiencing the brunt of job and income losses include younger people aged 18-29 (64% lost job/income), people who rent their home (57%), individuals who work outside the home (57%), folks on Medicaid (61%), households with \$30K annual income or less (53%) and households with an individual 18 years or younger (54%).

Population Subgroups That Have They Highest Percentage of Lost Job, Income or Hours Reduced



■ TOTAL YES ■ TOTAL NO ■ REFUSED

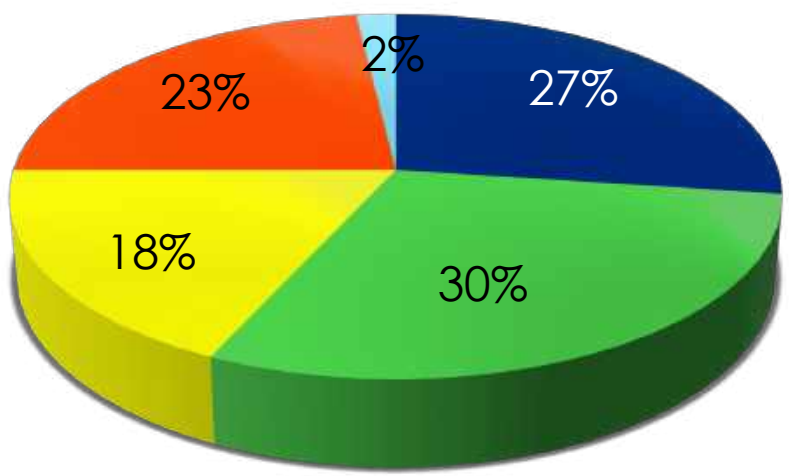
Yes, Lost a Job	16%
Yes, Lost Income	18%
Yes, Had Hours Reduced	13%
No, Still Working	33%
No, Not Working Before	17%



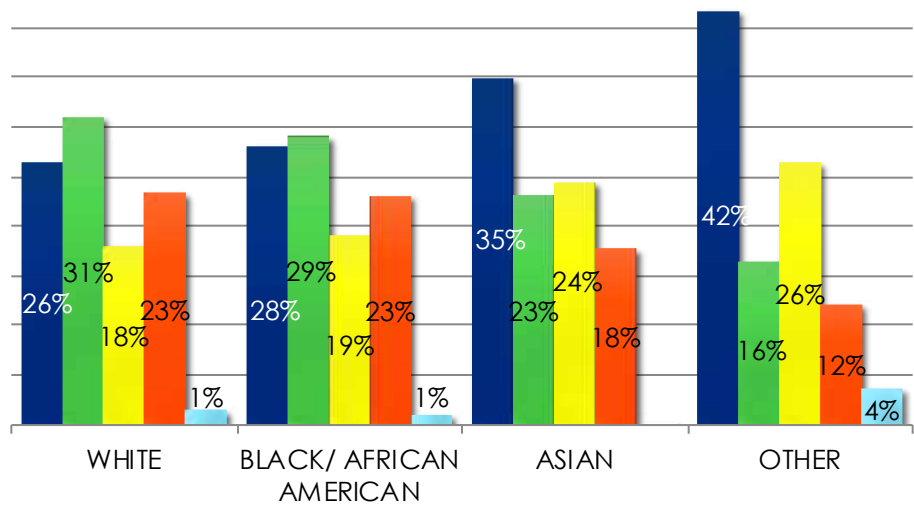
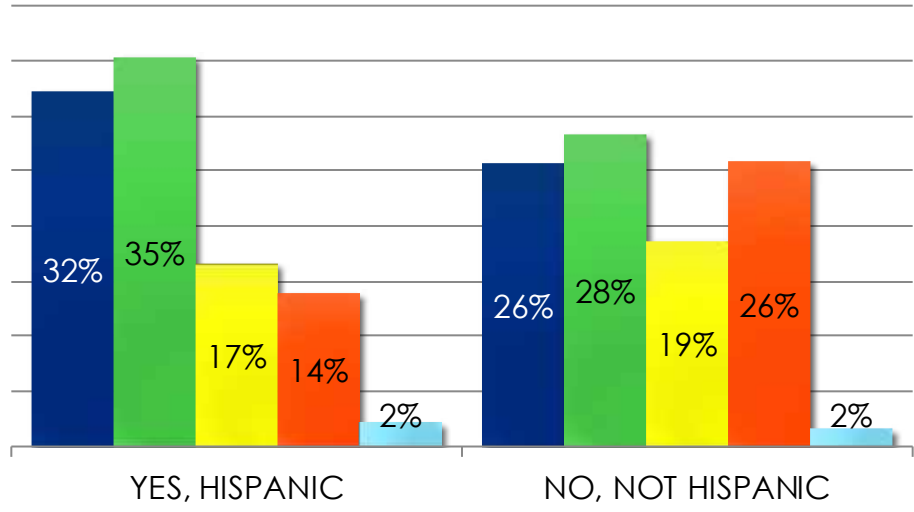
■ Total Yes, Lost Job, Income, Hours

How concerned are you that you or someone in your household will lose your job, lose income, or have paid hours reduced within the next six months due to the coronavirus outbreak?

A majority of Coloradans, 57%, said they were either very concerned (27%) or somewhat concerned (30%) that they or someone in their household would lose their job, income or paid hours in the next six months.



- VERY CONCERNED
- SOMEWHAT CONCERNED
- NOT TOO CONCERNED
- NOT CONCERNED AT ALL
- UNSURE/REFUSED





HOW THE CORONAVIRUS HAS IMPACTED COLORADANS' EMPLOYMENT STATUS



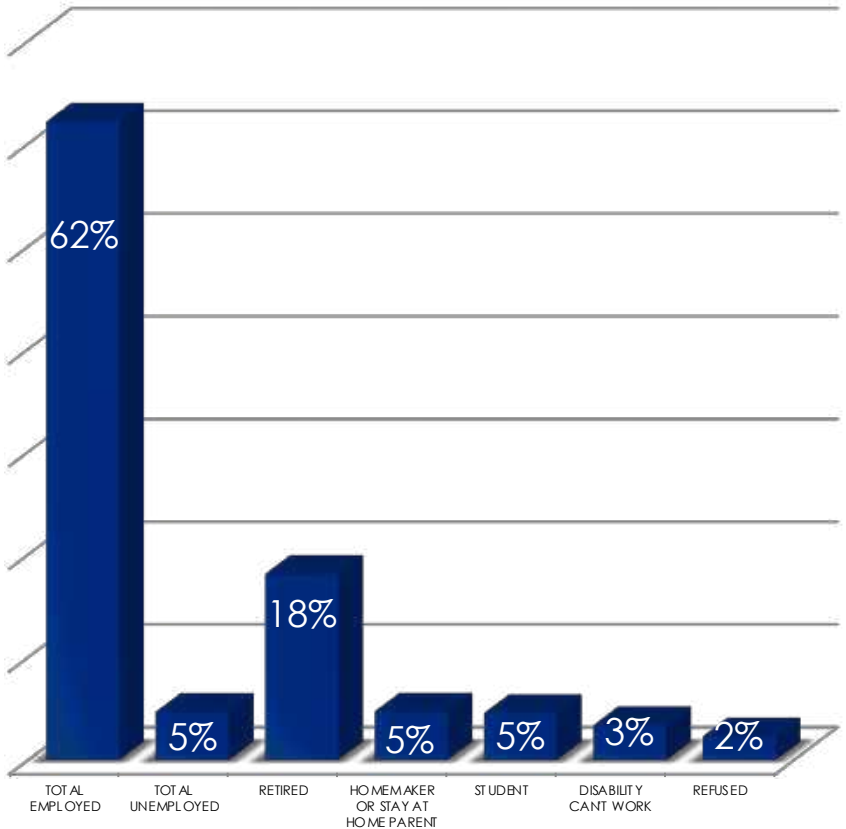
The Colorado Health Foundation™



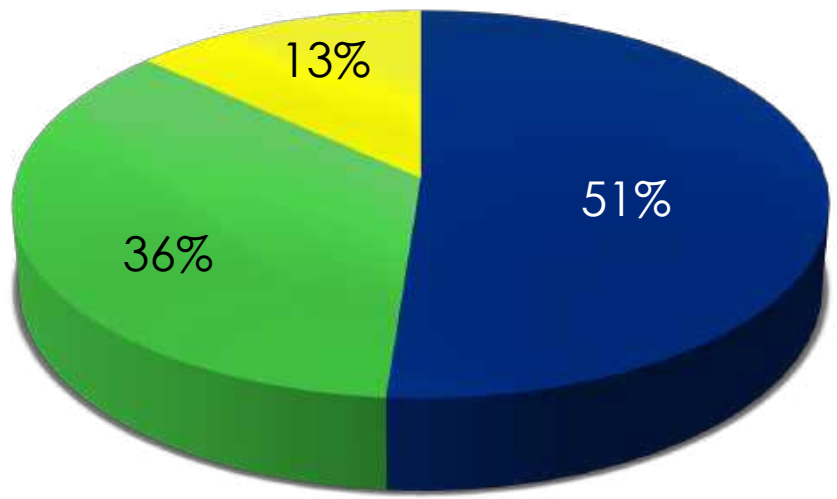
Have you been working outside your home during the coronavirus outbreak, or have you been working from home during the outbreak?

The survey attempted to build a demographic picture of the Coloradans who are working, whether they are currently working at home or working outside the home. Among 622 respondents who are still working since the outbreak started, 51% said they are working from home and 36% said they are working outside the home.

Employment Status Before Coronavirus Outbreak
All Respondents



Results were among the 62% of respondents still working.
622n, +/- 3.39% MoE



- WORK FROM HOME
- WORK OUTSIDE THE HOME
- UNSURE/REFUSED



COLORADANS' OPINION OF THEIR FINANCIAL SITUATION ONE YEAR FROM NOW

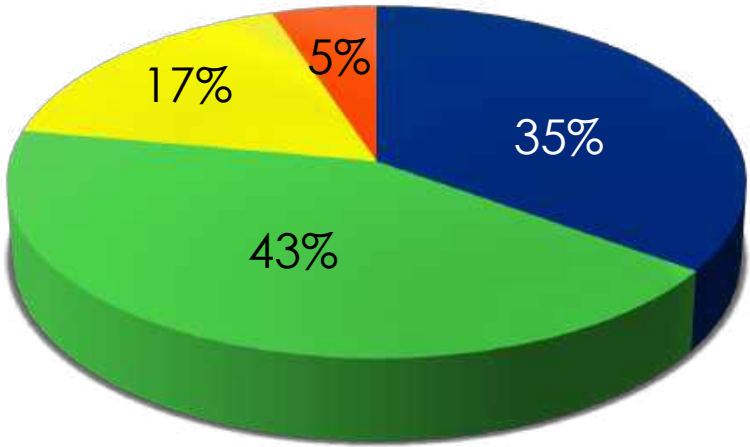


The Colorado Health Foundation™

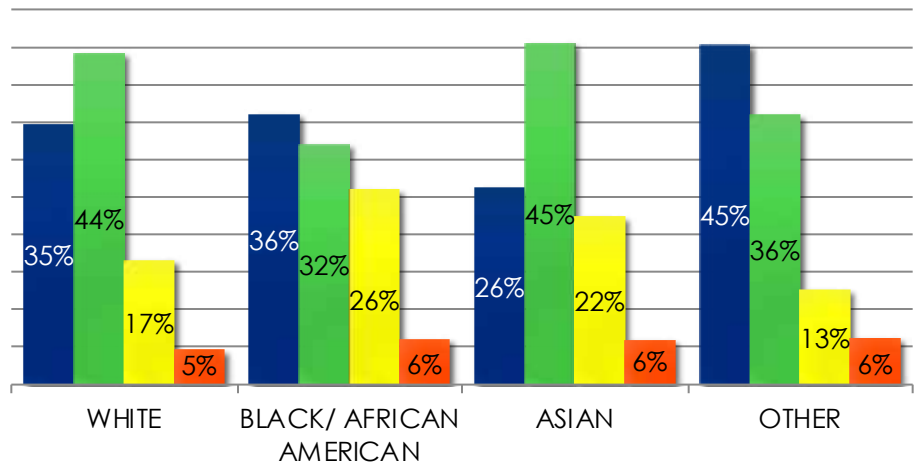
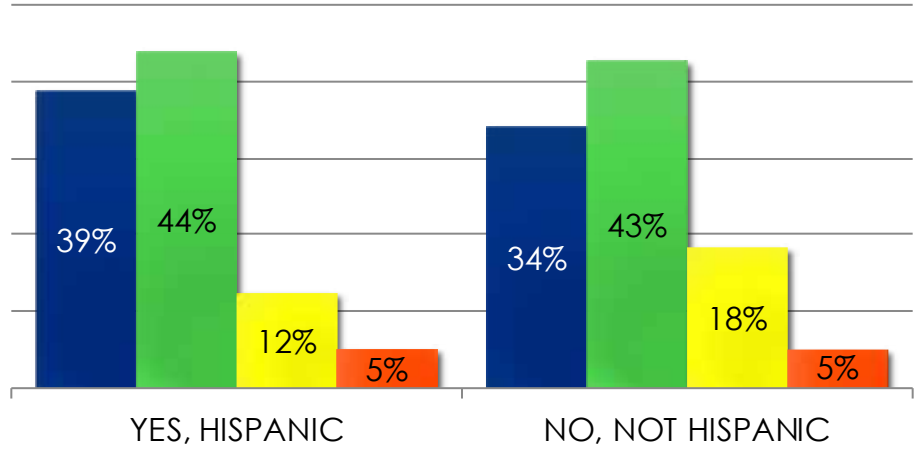


One year from today, do you think your financial situation will be: better than it is now, about the same, or will it be worse than it is now?

The survey asked Coloradans what they thought their financial situation would be one year from now. Among all respondents, 35% thought their financial situation would be better, 43% thought it would be about the same and 17% thought it would be worse than it is currently. Among African American respondents, 26% thought it would be worse one year from now.



- BETTER THAN IT IS NOW
- ABOUT THE SAME
- TOTAL WORSE
- DON'T KNOW/REFUSED



*African American data is based on the oversample results.



OPINION OF CORONAVIRUS POLICIES AND PUBLIC SAFETY MEASURES



The Colorado Health Foundation™

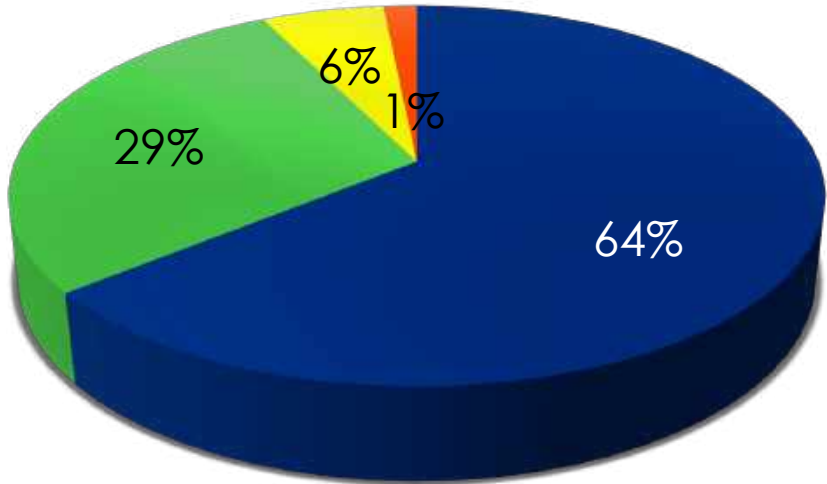


Opinion of Coronavirus Policy and Safety Measures

Which of the following statements comes closer to your point of view?

Option A: Colorado should take measures aimed at slowing the spread of the coronavirus while more widespread testing becomes available, even if that means many businesses will have to stay closed. OR...

Option B: Colorado should ease up on measures aimed at slowing the spread of the coronavirus soon, in order to open businesses and get the economy going again, even if that means more people would get coronavirus and could die.



- OPTION A - SHOULD TAKE MEASURES KEEP BUSINESSES CLOSED
- OPTION B - SHOULD EASE UP ON MEASURES OPEN BUSINESSES
- UNSURE/NO OPINION
- REFUSED

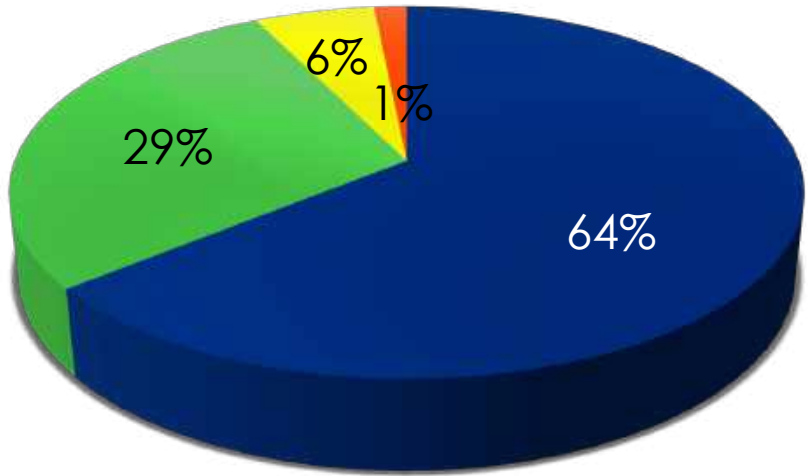
- Sixty-four percent of respondents said they preferred a policy aimed at slowing the spread of the coronavirus until more widespread testing becomes available, even if that meant many businesses will have to stay closed.
- The survey also found that 64% of Coloradans who have lost their job, lost income or lost paid hours due to the coronavirus preferred this policy rather than a policy that would open up businesses.
- Among African Americans 76% preferred the policy to keep businesses closed.
- Only 29% of respondents preferred a policy that would ease up on measures aimed at slowing the spread of the coronavirus soon, in order to open businesses and get the economy going again, even if that meant more people would get the coronavirus and could die.

Opinion of Coronavirus Policy and Safety Measures

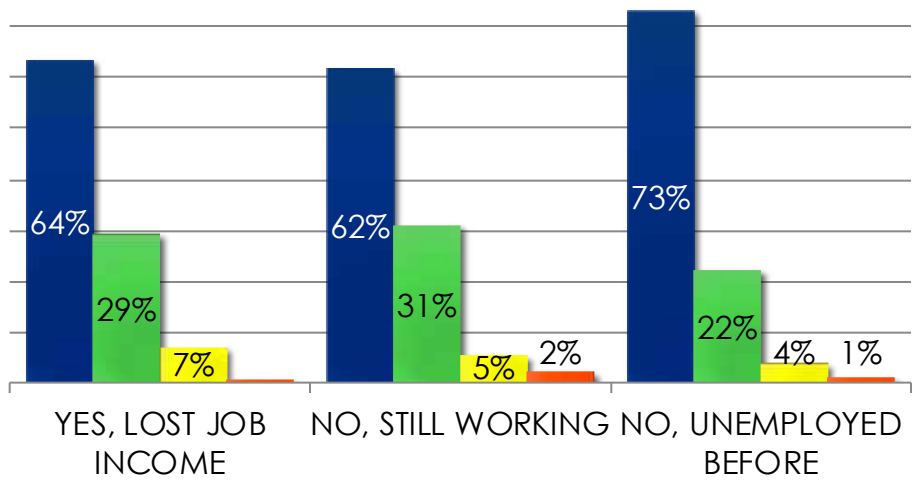
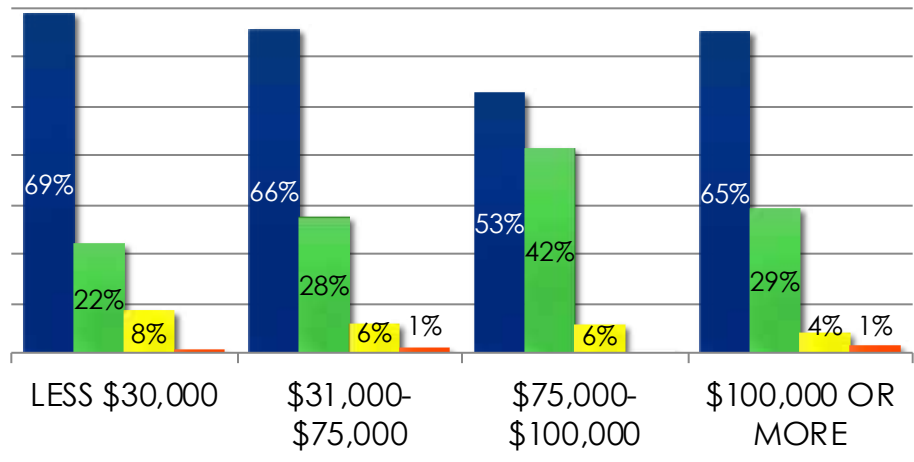
Which of the following statements comes closer to your point of view?

Option A: Colorado should take measures aimed at slowing the spread of the coronavirus while more widespread testing becomes available, even if that means many businesses will have to stay closed. OR...

Option B: Colorado should ease up on measures aimed at slowing the spread of the coronavirus soon, in order to open businesses and get the economy going again, even if that means more people would get coronavirus and could die.



- OPTION A - SHOULD TAKE MEASURES KEEP BUSINESSES CLOSED
- OPTION B - SHOULD EASE UP ON MEASURES OPEN BUSINESSES
- UNSURE/NO OPINION
- REFUSED

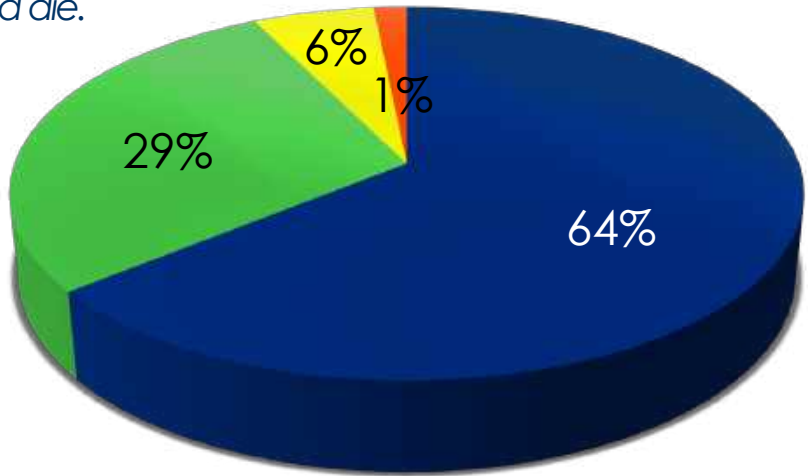


Opinion of Coronavirus Policy and Safety Measures

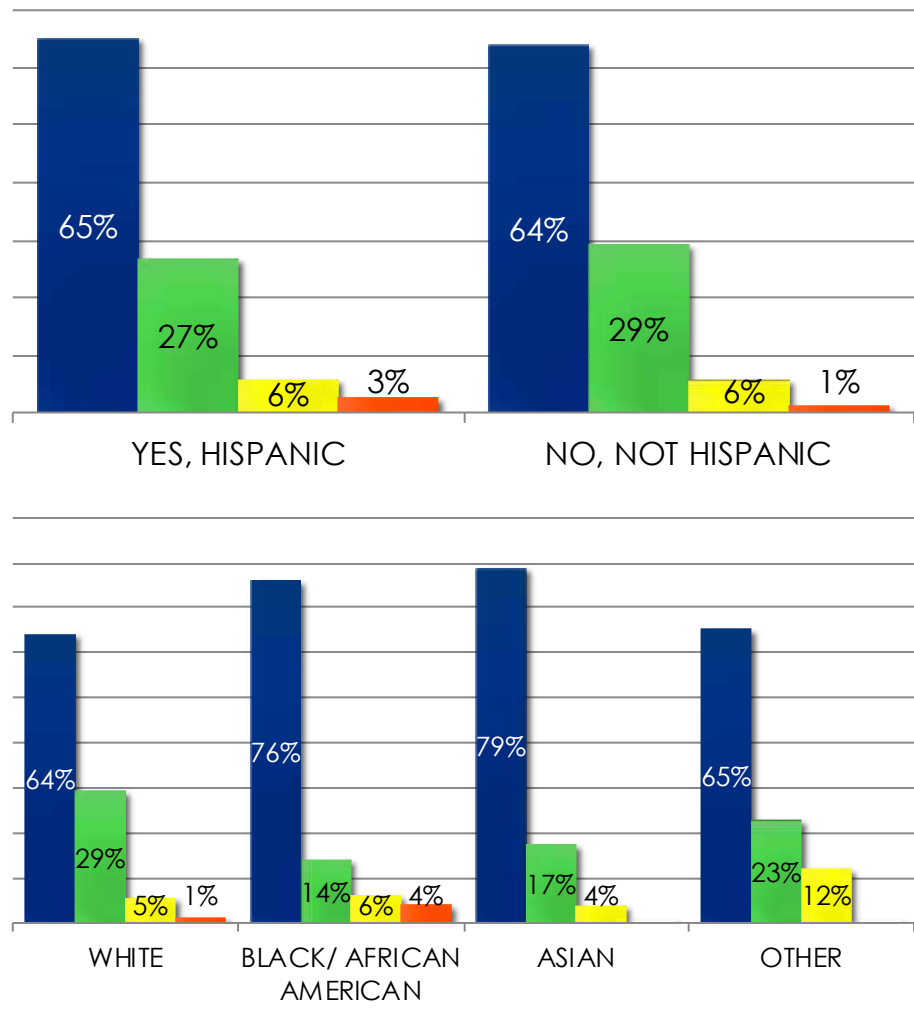
Which of the following statements comes closer to your point of view?


Option A: Colorado should take measures aimed at slowing the spread of the coronavirus while more widespread testing becomes available, even if that means many businesses will have to stay closed. OR...

Option B: Colorado should ease up on measures aimed at slowing the spread of the coronavirus soon, in order to open businesses and get the economy going again, even if that means more people would get coronavirus and could die.



- OPTION A - SHOULD TAKE MEASURES KEEP BUSINESSES CLOSED
- OPTION B - SHOULD EASE UP ON MEASURES OPEN BUSINESSES
- UNSURE NO OPINION
- REFUSED





OPINION OF FEDERAL OR STATE GOVERNMENT LEADING RESPONSE TO VIRUS

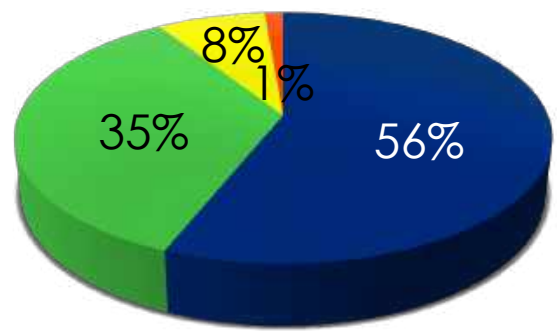


The Colorado Health Foundation™



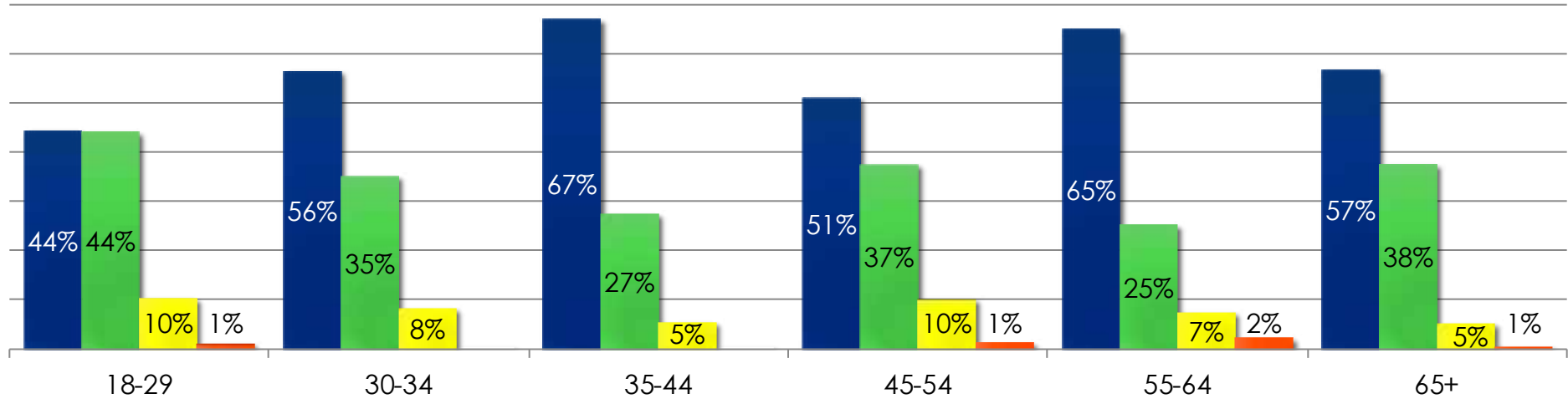
Opinion of Federal or State Government Leading Response to Virus

Some people have said that the federal government should take the lead in coordinating the response to coronavirus... While... Other people have said that the states should take the lead. Which comes closer to your point of view?



■ STATE GOVERNMENT ■ FEDERAL GOVERNMENT
 ■ UNSURE/NO OPINION ■ REFUSED

➤ A majority of Coloradans, 56%, think the states should take the lead in coordinating the response to the coronavirus while 35% feel the federal government should take the lead.





OPINION OF FEDERAL, STATE, AND LOCAL GOVERNMENT RESPONSE TO CORONAVIRUS



The Colorado Health Foundation™

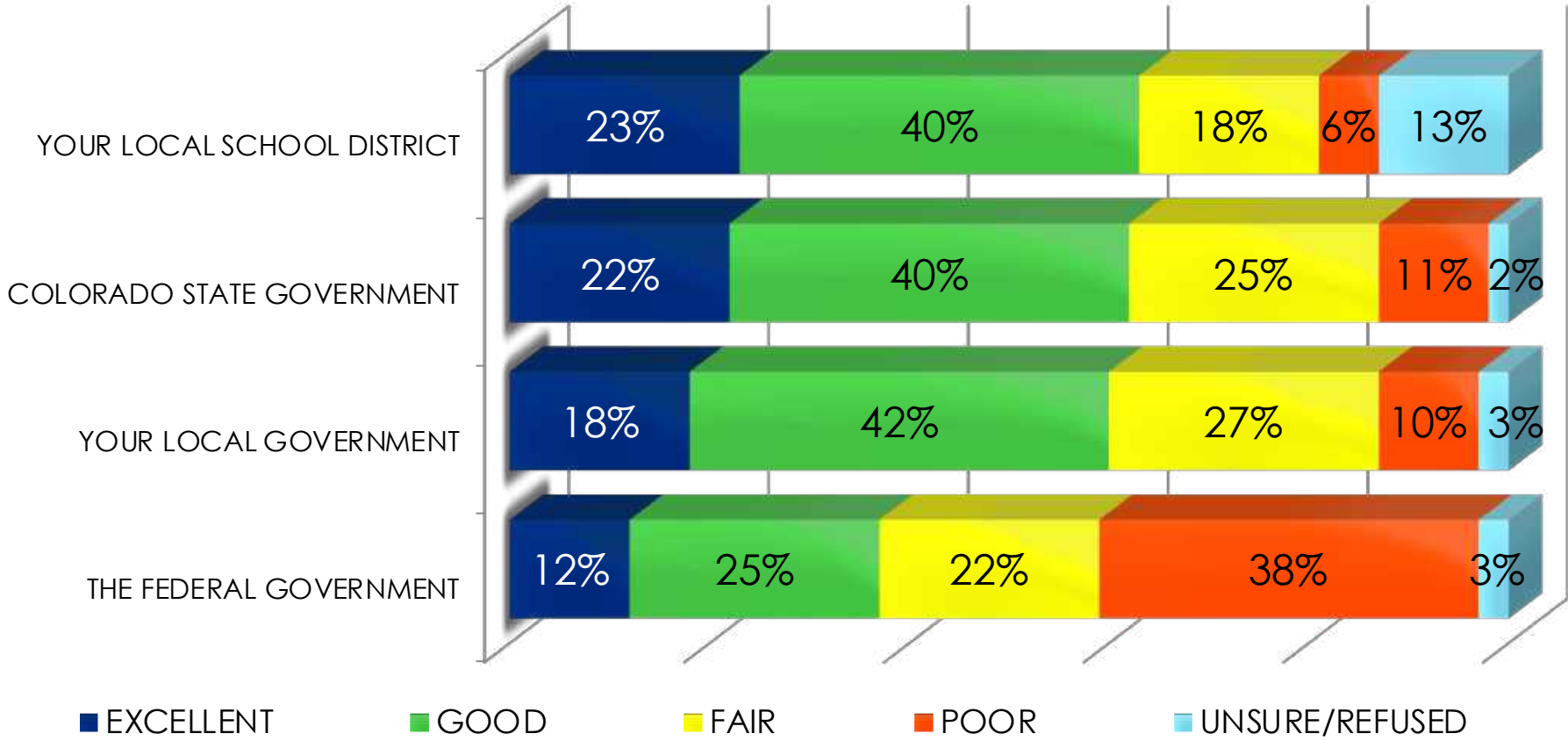
MAGELLAN
STRATEGIES

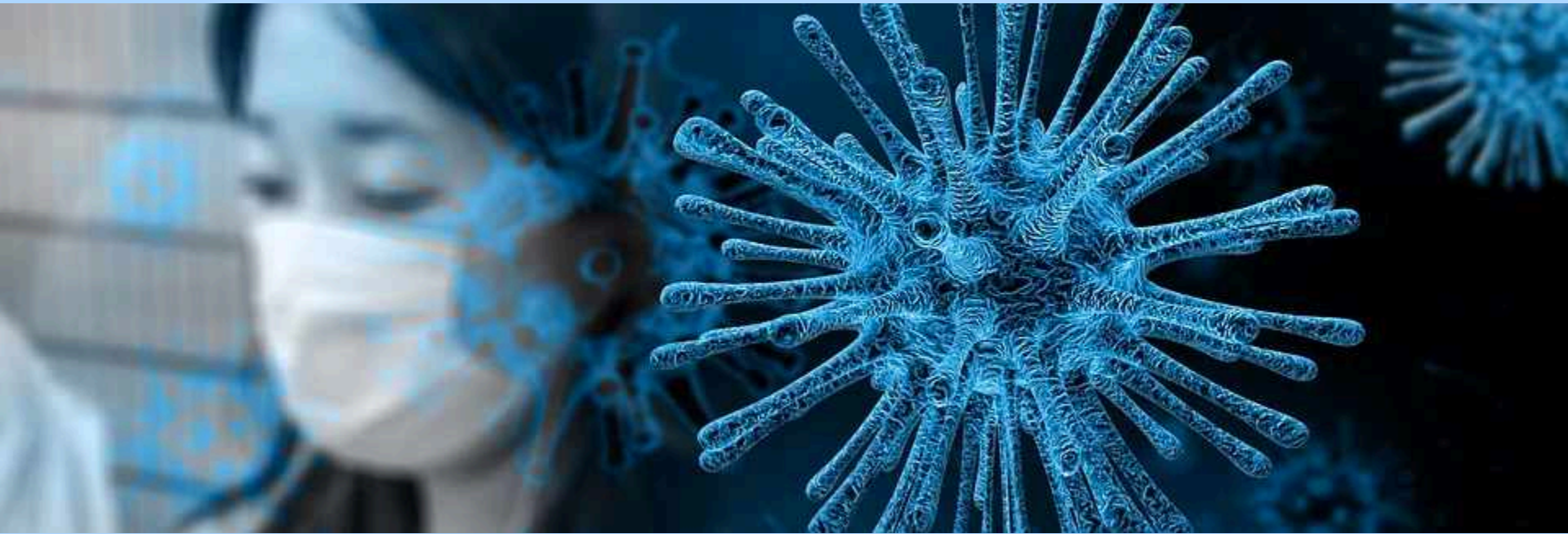




Rating Government Entities on Coronavirus Response

- The survey asked respondents if they thought the response to the coronavirus from federal, state and local governments, as well as local school districts was excellent, good, fair or poor. Three of the four government entities tested in this question received strong ratings. For local school districts, 23% of respondents rated their response as excellent and 40% as good. For state government, 22% said their response has been excellent and 40% said it was good. Local governments also received high marks, with 18% rating their response as excellent and 42% as good.
- The federal government's response was rated poorly, with only 12% of respondents rating their response as excellent and 25% rating the response from the federal government as good.





TRUSTWORTHINESS OF CORONAVIRUS INFORMATION SOURCES



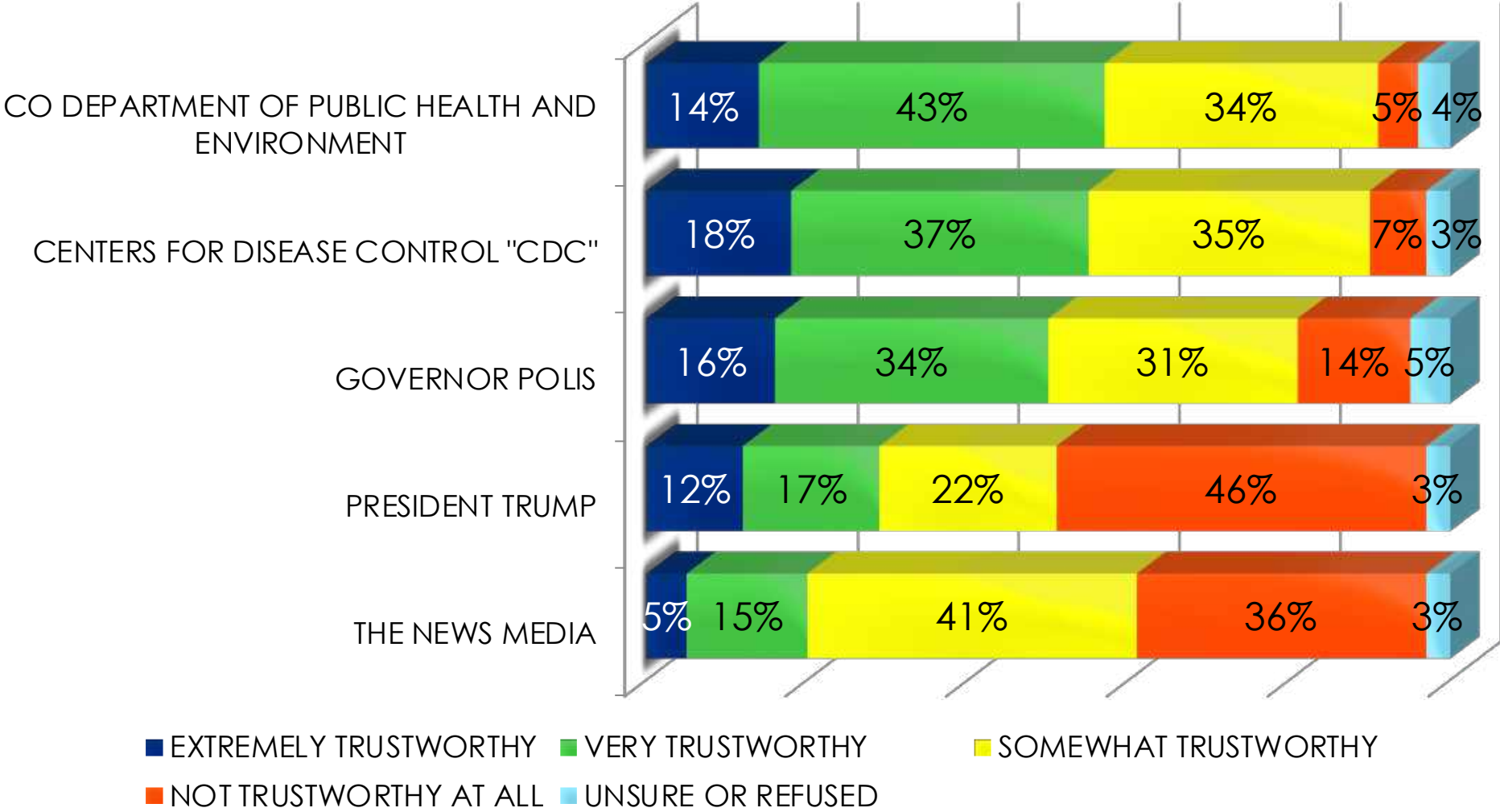
The Colorado Health Foundation™





Trustworthiness of Coronavirus Information Sources

Coloradans rated the Colorado Department of Public Health and the Environment (57% rated extremely or very trustworthy) and the Centers for Disease Control (CDC) (55% rated extremely or very trustworthy) as the two most trustworthy organizations in providing accurate information about the coronavirus. Governor Polis had a combined trustworthy rating of 50%, President Donald Trump's rating was 29% and the news media received a 20% combined trustworthy rating.





DESCRIPTIONS OF MOOD, EMOTIONS AND MENTAL HEALTH



The Colorado Health Foundation™

MAGELLAN
STRATEGIES



In your own words, please describe how your mood, emotions, or mental health have been affected by the response to the coronavirus.

Respondents were asked to describe how their mood, emotions and mental health have been affected by the response to the coronavirus. Many respondents describe being very stressed and having increased anxiety. Others describe being depressed from isolation and being afraid to interact with other people and being anti-social. Several respondents describe their emotions as being on a roller coaster, sometimes feeling up and positive, then feeling depressed and down.

"I've felt very trapped and alone."
-Female, 18-29, Weld County

"I am optimistic and nervous at the same time. There are times when you get stressed or worried about the news, but you try to stay calm."
-Male, 18-29, Jefferson County

"I am unsure and fearful of the unknown and what is going to happen."
-Male, 30-34, Pueblo County

"I'm extremely agitated because I am trapped in my house."
-Male, 45-49, El Paso County

"I would say that it affected my post-traumatic stress disorder and my anxiety."
-Male, 35-39, Mesa County

"I am more stressed out than normal. I have more concerns about my family members health."
-Male, 60-64, Douglas County

"I am pregnant so being locked in the house during this time has been pretty hard. I miss being out in society and seeing my friends. Family has had to cancel travel to visit us and we cancelled my baby shower, so it has been really depressing. But I am glad we're all still working and saving more money than usual during this time."
-Female, 30-34, Arapahoe County

"I am somewhat depressed by it all. Not being able to exercise outside the home has both a mental and physical impact. A little annoyed with businesses advertising "we are all in this together."
-Male, 50-54, Denver County



NEGATIVE IMPACTS ON MENTAL HEALTH DUE TO CORONAVIRUS STRESS

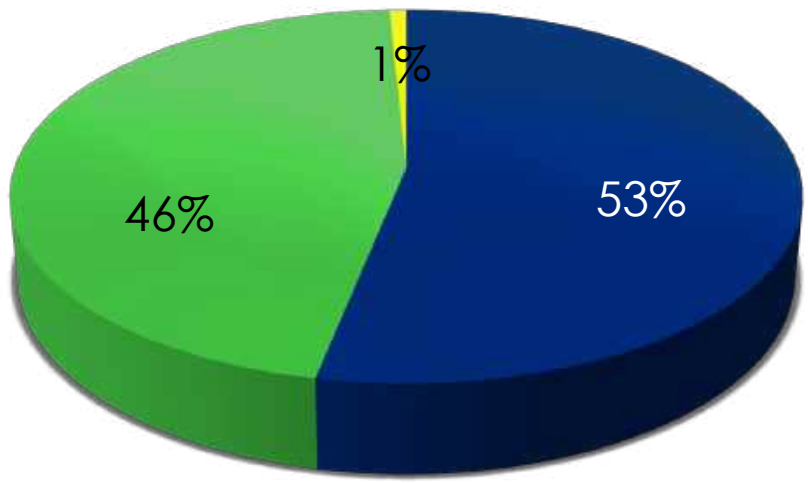


The Colorado Health Foundation™



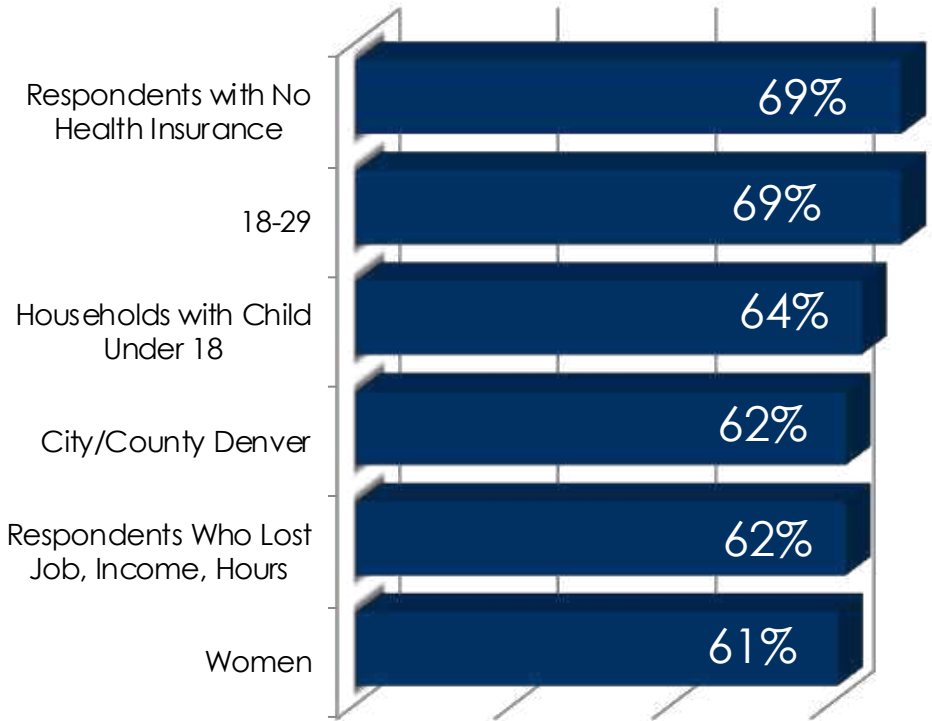
Do you feel that worry or stress related to the coronavirus has had a negative impact on your mental health, or not?

Fifty-three percent of all respondents, and 61% of women said the stress and worry related to the coronavirus has had a negative impact on their mental health. Other population subgroups that have had their mental health negatively impacted significantly include younger individuals aged 18 to 29 (69%), family households with a child aged 18 or younger (64%), Denver residents (62%), people who have lost their job or income (62%) and people who do not have health insurance (69%).



- TOTAL YES, NEGATIVE IMPACT
- NO NEGATIVE IMPACT ON MENTAL HEALTH
- REFUSED

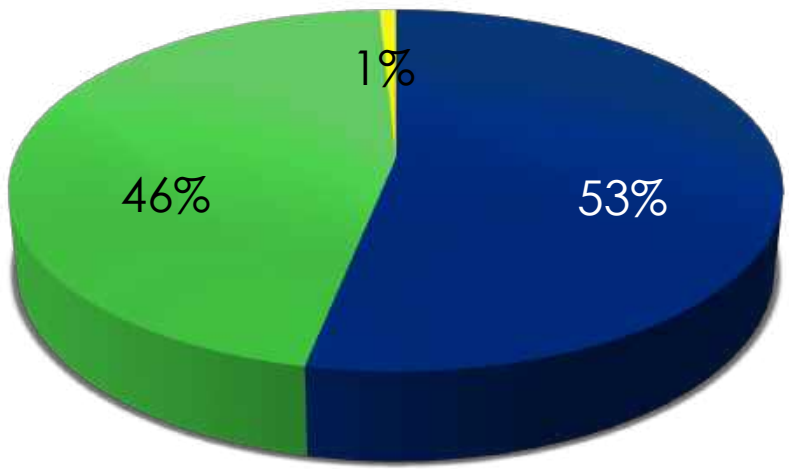
Population Subgroups That Have The Highest Percentage of Total Yes, Negative Impact



Major Negative Impact	19%
Minor Negative Impact	34%

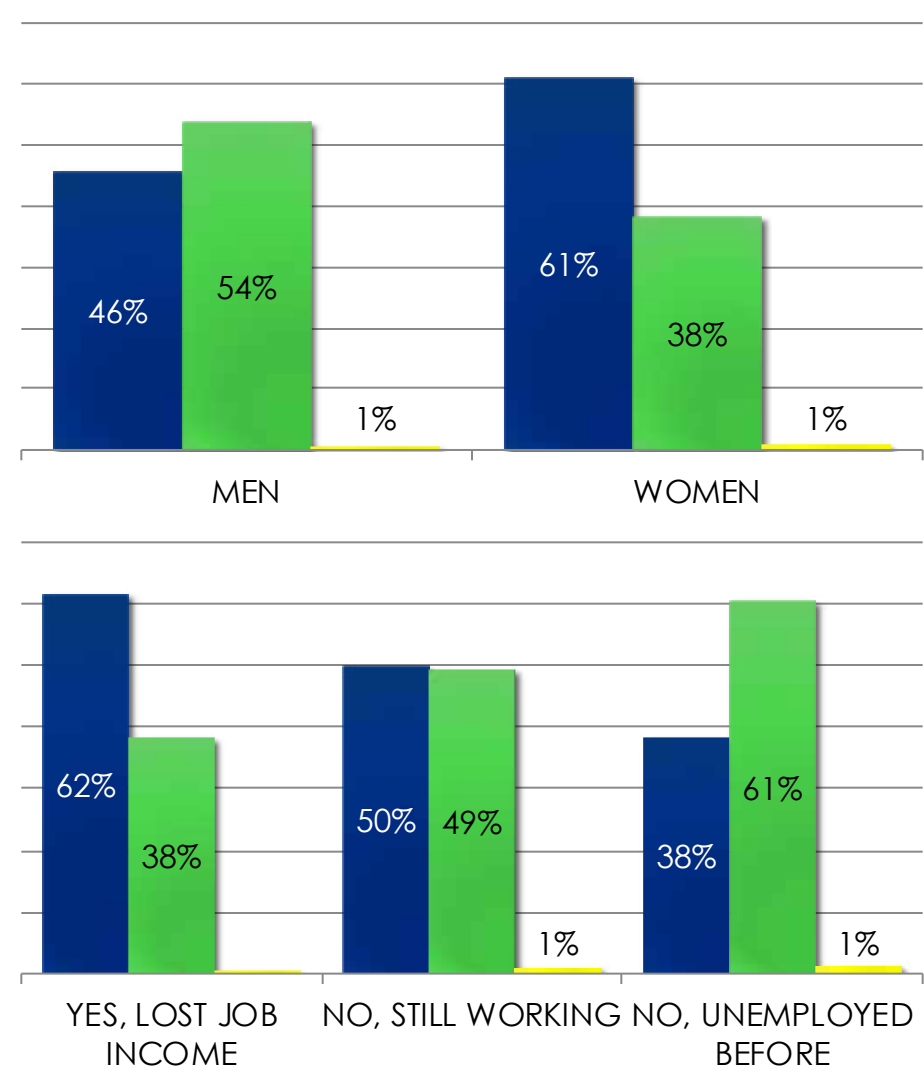
■ Total Yes, Negative Impact

Do you feel that worry or stress related to the coronavirus has had a negative impact on your mental health, or not?

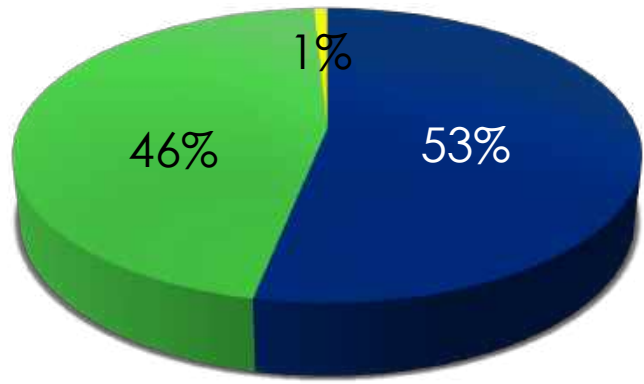


- TOTAL YES, NEGATIVE IMPACT
- NO NEGATIVE IMPACT ON MENTAL HEALTH
- REFUSED

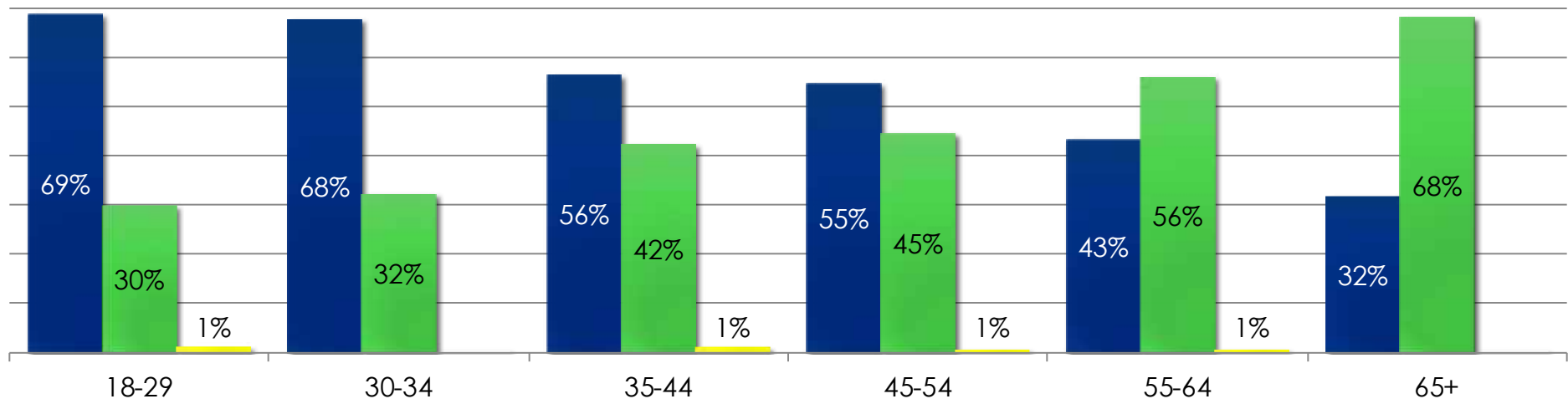
Major Negative Impact	19%
Minor Negative Impact	34%



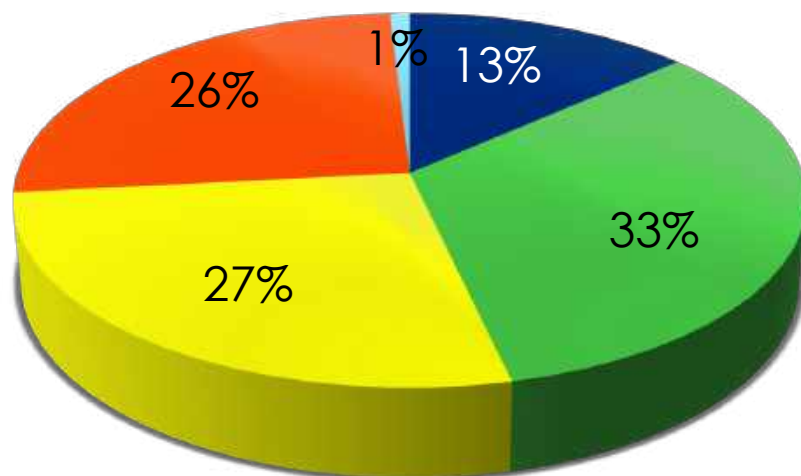
Do you feel that worry or stress related to the coronavirus has had a negative impact on your mental health, or not?



■ TOTAL YES, NEGATIVE IMPACT
 ■ NO NEGATIVE IMPACT ON MENTAL HEALTH
 ■ REFUSED



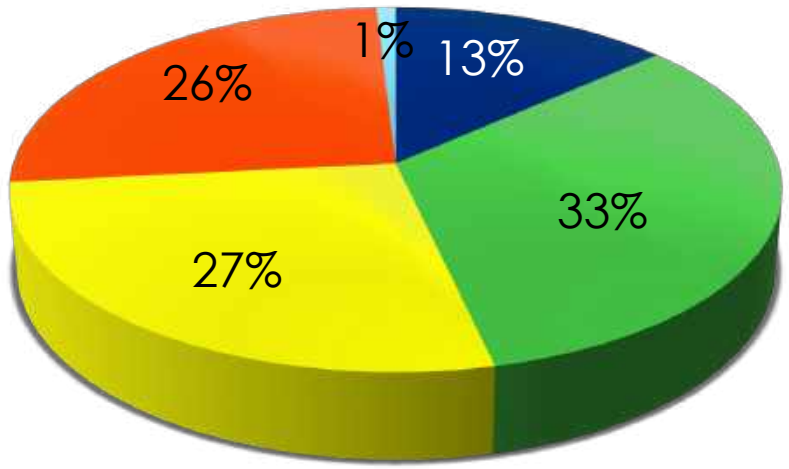
How concerned are you about any lasting, negative impacts the coronavirus may have on your mental health or someone in your household?



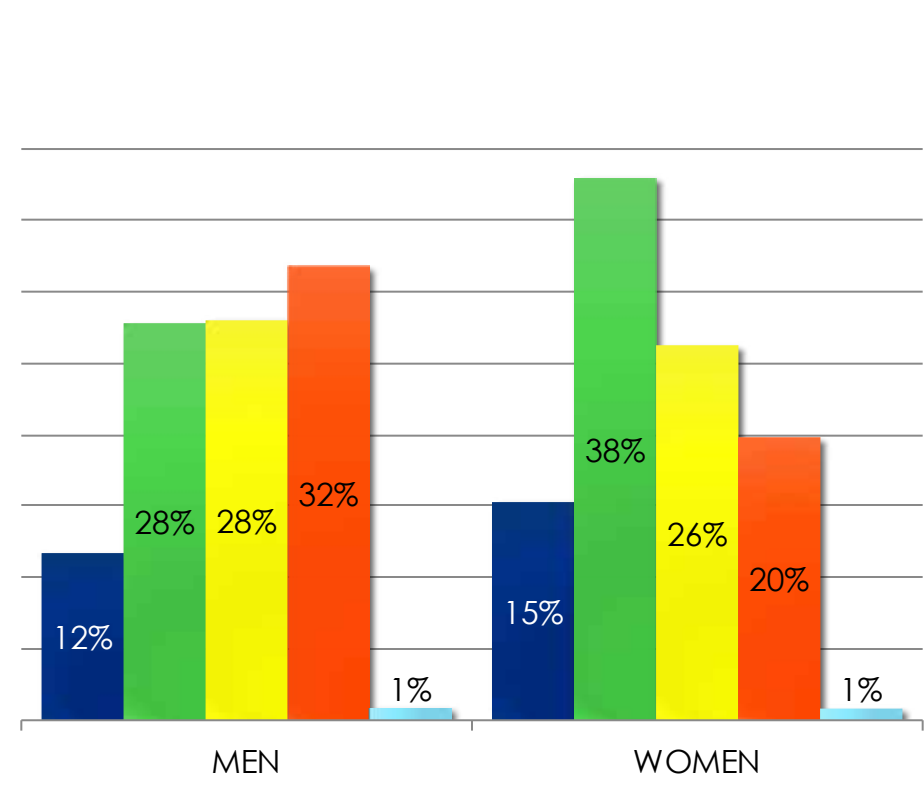
- VERY CONCERNED
- SOMEWHAT CONCERNED
- NOT TOO CONCERNED
- NOT CONCERNED AT ALL
- UNSURE/REFUSED

- Just under half, or 46% of respondents were very concerned (13%) or somewhat concerned (33%) about lasting, negative impacts the coronavirus may have on the mental health of themselves or someone in their household.
- Twenty-seven percent of respondents were not too concerned and 26% were not concerned at all.
- Among respondents that feel the coronavirus has had a negative impact on their mental health, 67% say they are very or somewhat concerned about the lasting, negative impacts to their mental health.

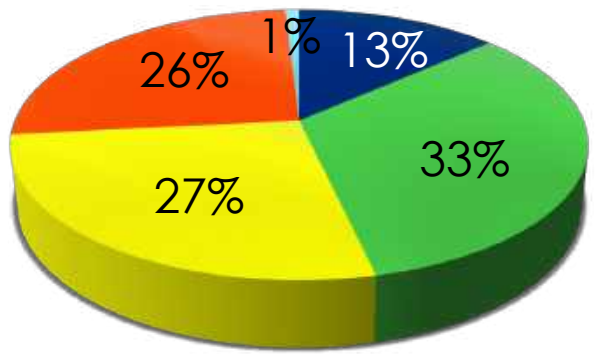
How concerned are you about any lasting, negative impacts the coronavirus may have on your mental health or someone in your household?



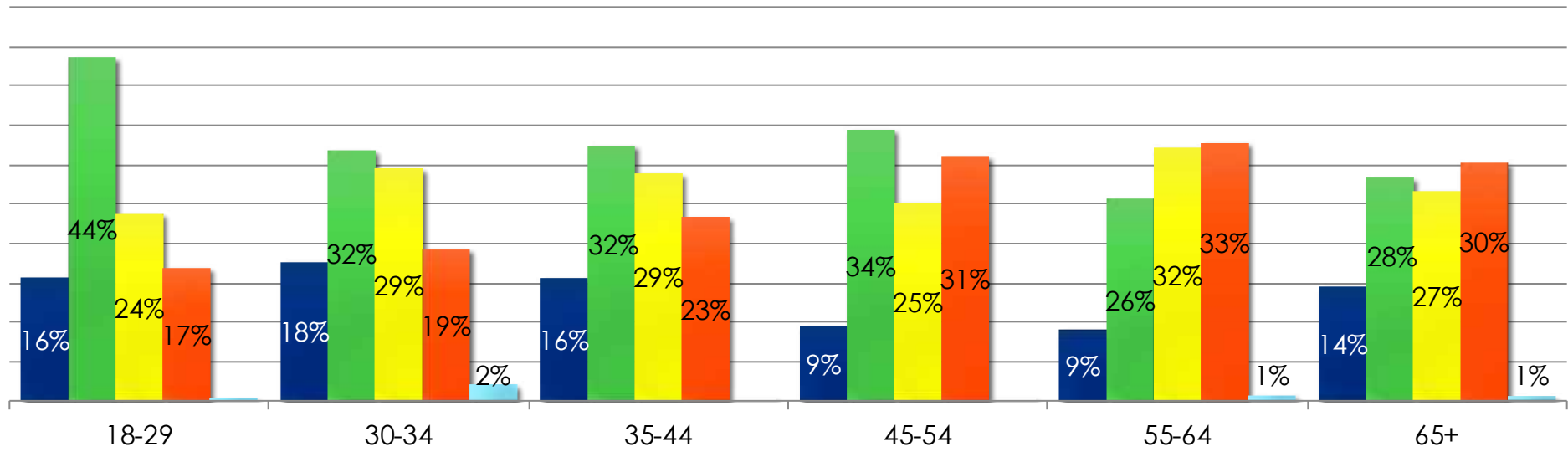
- VERY CONCERNED
- SOMEWHAT CONCERNED
- NOT TOO CONCERNED
- NOT CONCERNED AT ALL
- UNSURE/REFUSED



How concerned are you about any lasting, negative impacts the coronavirus may have on your mental health or someone in your household?



- VERY CONCERNED
- SOMEWHAT CONCERNED
- NOT TOO CONCERNED
- NOT CONCERNED AT ALL
- UNSURE/REFUSED





INCREASE IN DIFFICULTY TO PAY FOR BASIC NECESSITIES OF DAILY LIFE



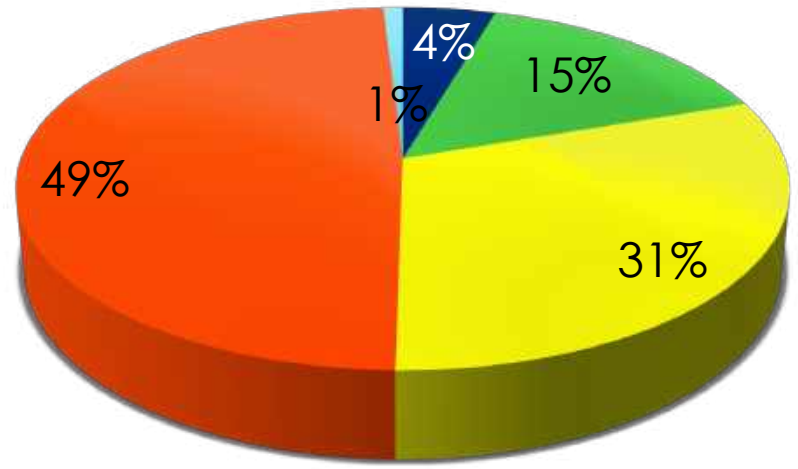
The Colorado Health Foundation™



Paying for Basic Necessities of Daily Life

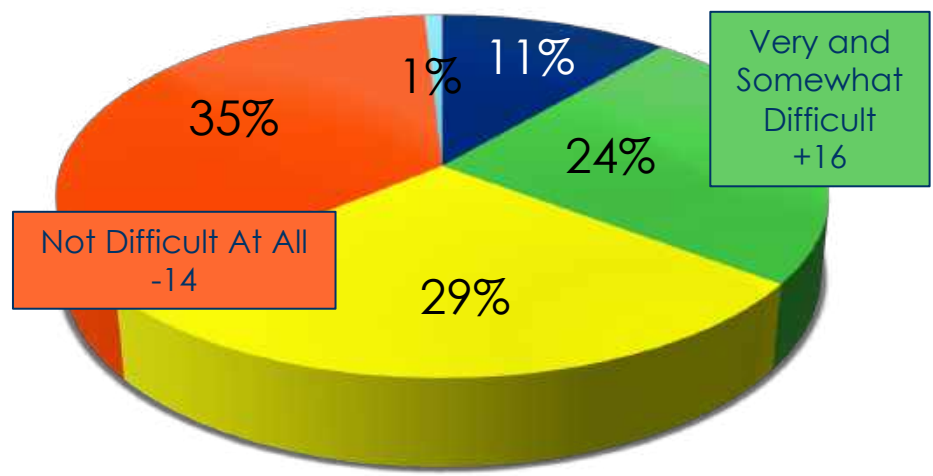
Since the coronavirus outbreak started, 11% of respondents say it is very difficult to pay for daily necessities and 24% say it is somewhat difficult. The 35% combined "very/somewhat difficult" post-outbreak measurement is a 16-point increase from the pre-outbreak measurement. Furthermore, respondents who felt that it was not difficult at all to pay for basic necessities before the coronavirus dropped from 49% to 35% since the coronavirus outbreak started, a difference of 14 points.

Before the coronavirus outbreak started, how difficult was it for you and your family to pay for the basic necessities of daily life, such as food, housing, utilities, and healthcare?



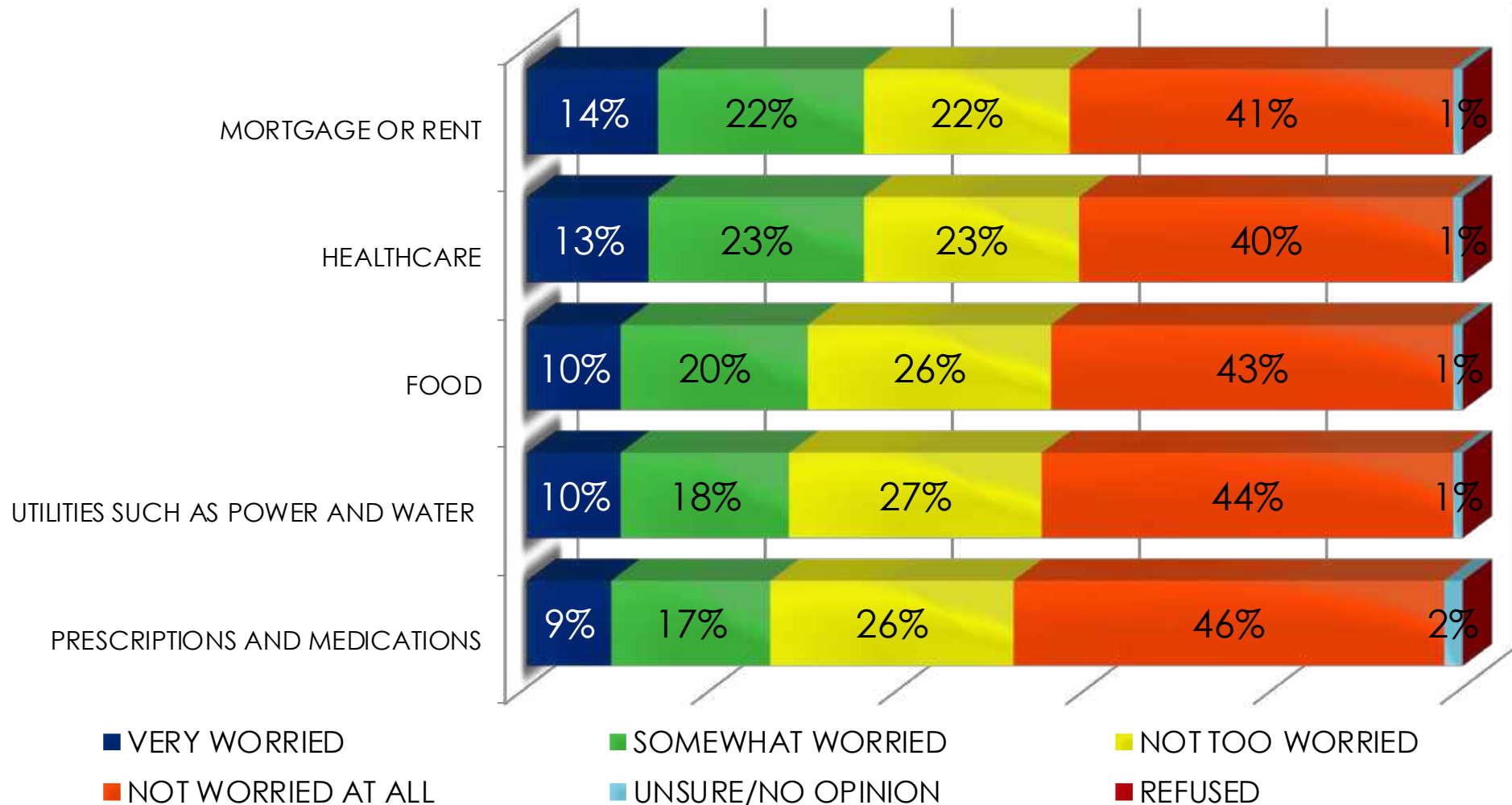
- VERY DIFFICULT
- SOMEWHAT DIFFICULT
- NOT TOO DIFFICULT
- NOT DIFFICULT AT ALL
- REFUSED

Since the coronavirus outbreak started, how difficult has it been for you and your family to pay for the basic necessities of daily life, such as food, housing, utilities, and healthcare?



- VERY DIFFICULT
- SOMEWHAT DIFFICULT
- NOT TOO DIFFICULT
- NOT DIFFICULT AT ALL
- REFUSED

Worries About Paying for Specific Necessities





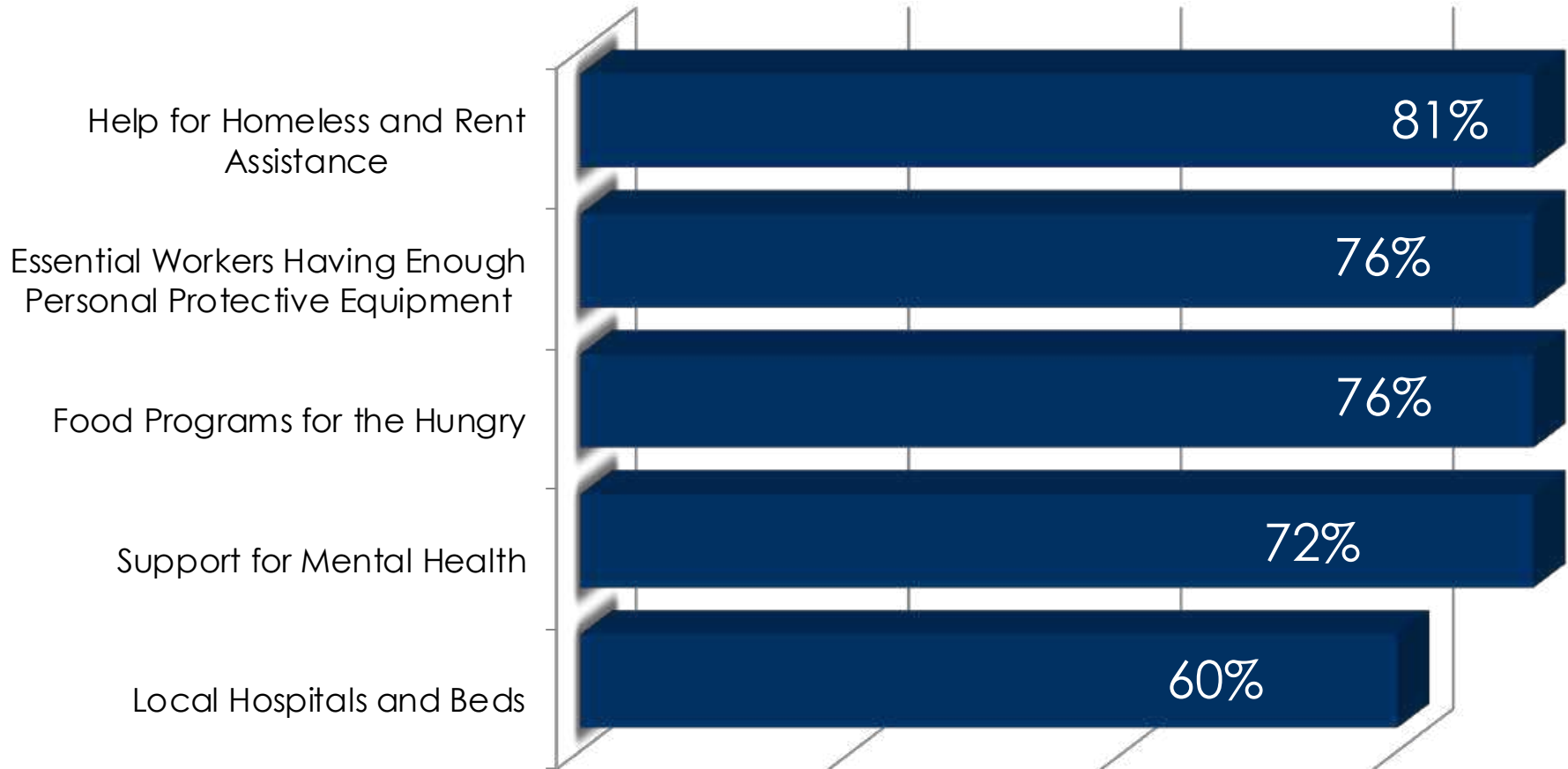
WORRIES ABOUT SPECIFIC NEEDS AND PROGRAMS



The Colorado Health Foundation™

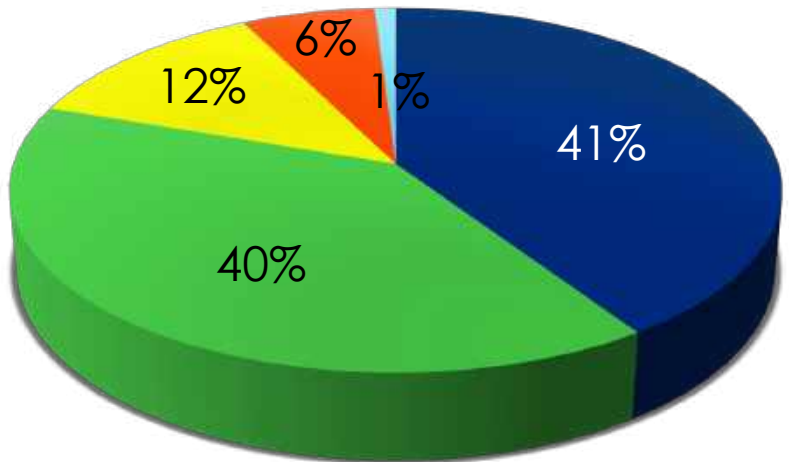


Worries About Needs and Programs

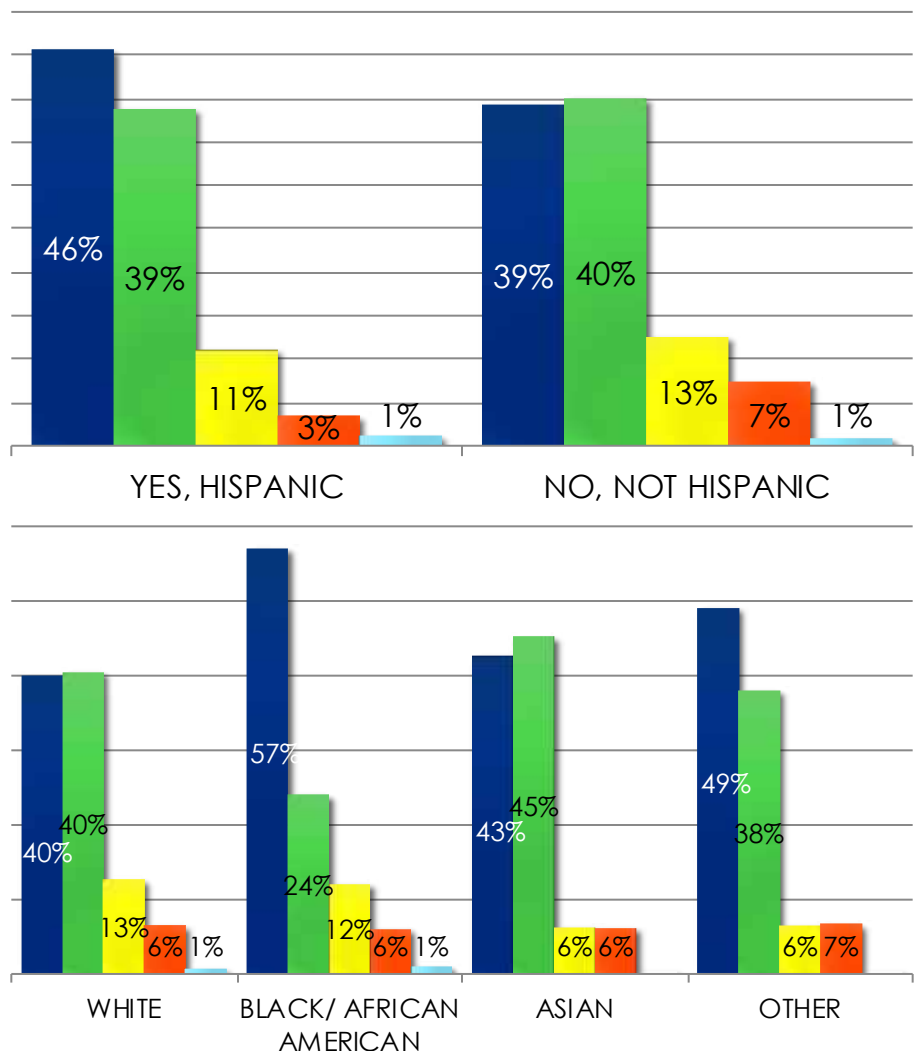


■ Combined Very and Somewhat Worried

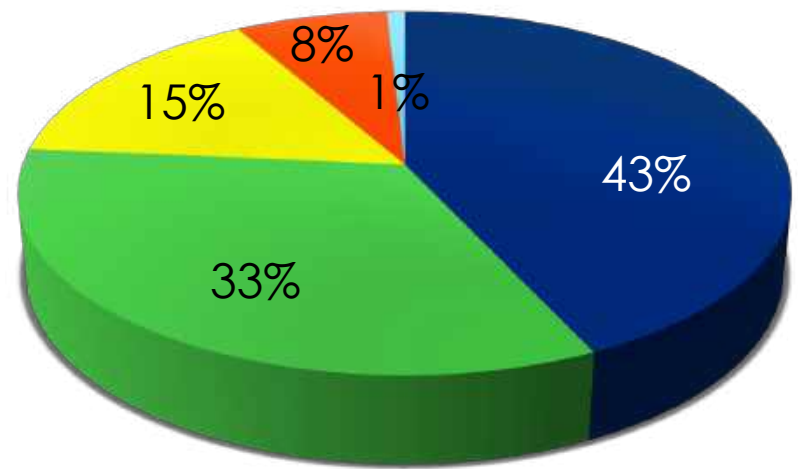
How worried are you that help will not be available for people who are **homeless or struggling to afford their rent or mortgage** during the coronavirus outbreak?



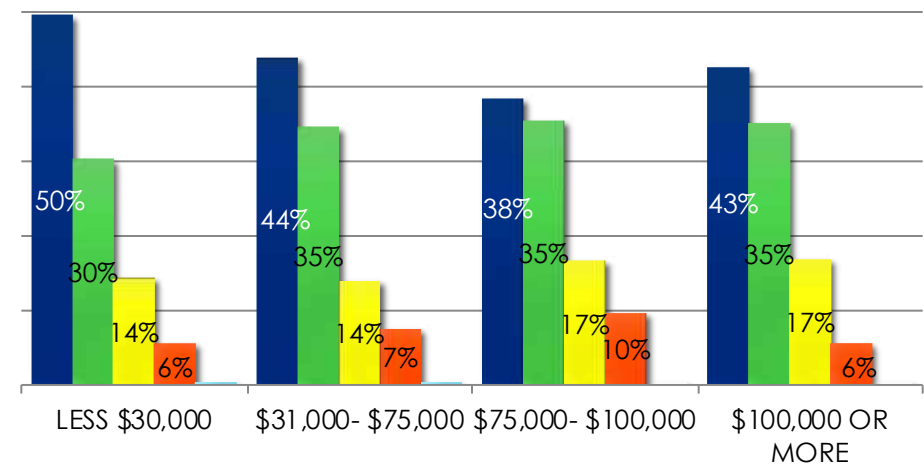
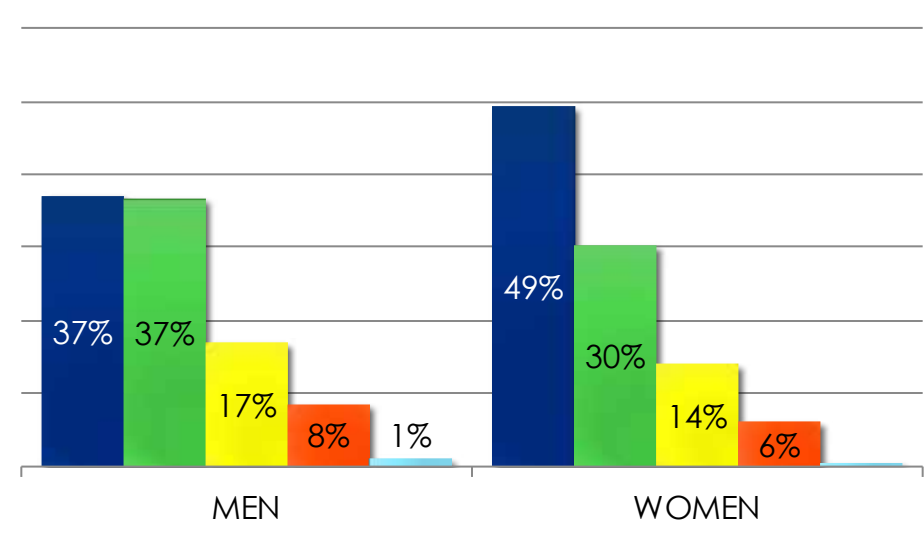
- VERY WORRIED
- SOMEWHAT WORRIED
- NOT TOO WORRIED
- NOT WORRIED AT ALL
- REFUSED



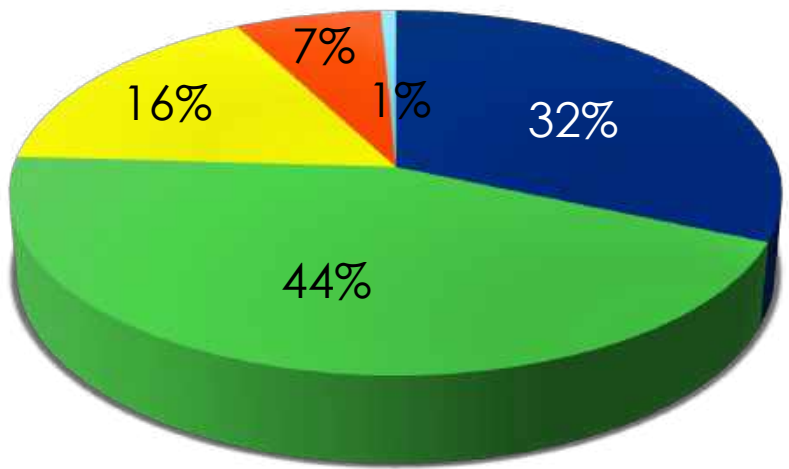
How worried are you that essential workers like doctors and nurses, grocery store staff, and public safety officers do not have the necessary **personal protective equipment** such as masks to protect themselves while they work?



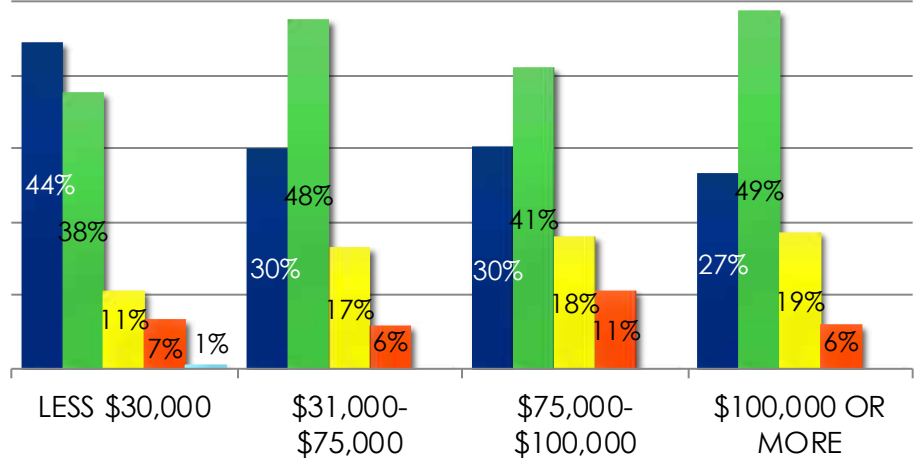
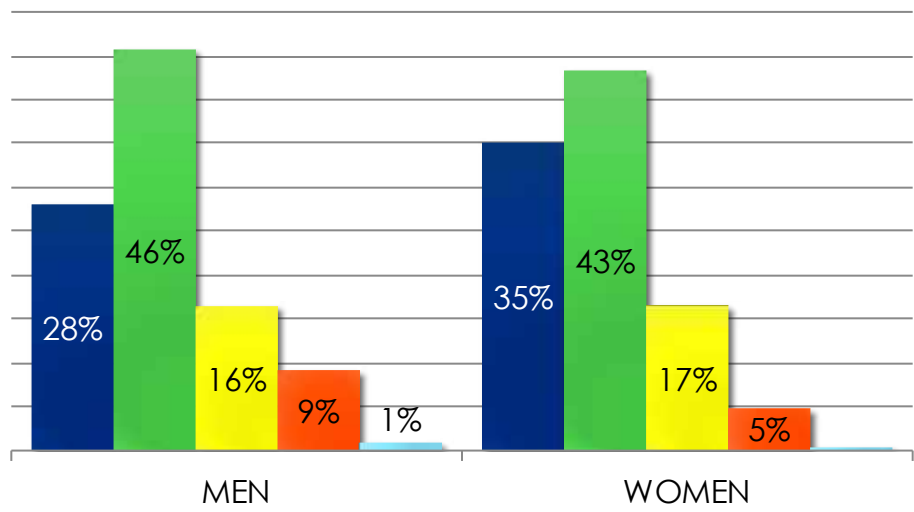
- VERY WORRIED
- SOMEWHAT WORRIED
- NOT TOO WORRIED
- NOT WORRIED AT ALL
- REFUSED



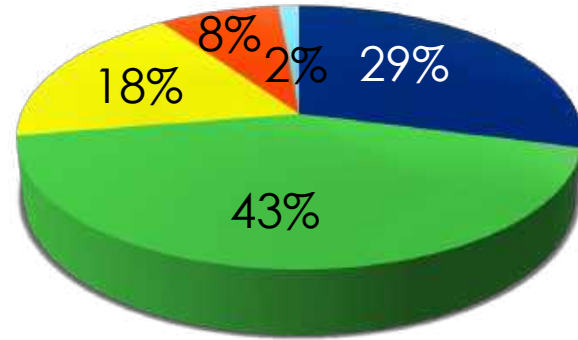
How worried are you that programs meant to support people who are **hungry** will be unable to meet the needs of Coloradans who are not able to afford food?



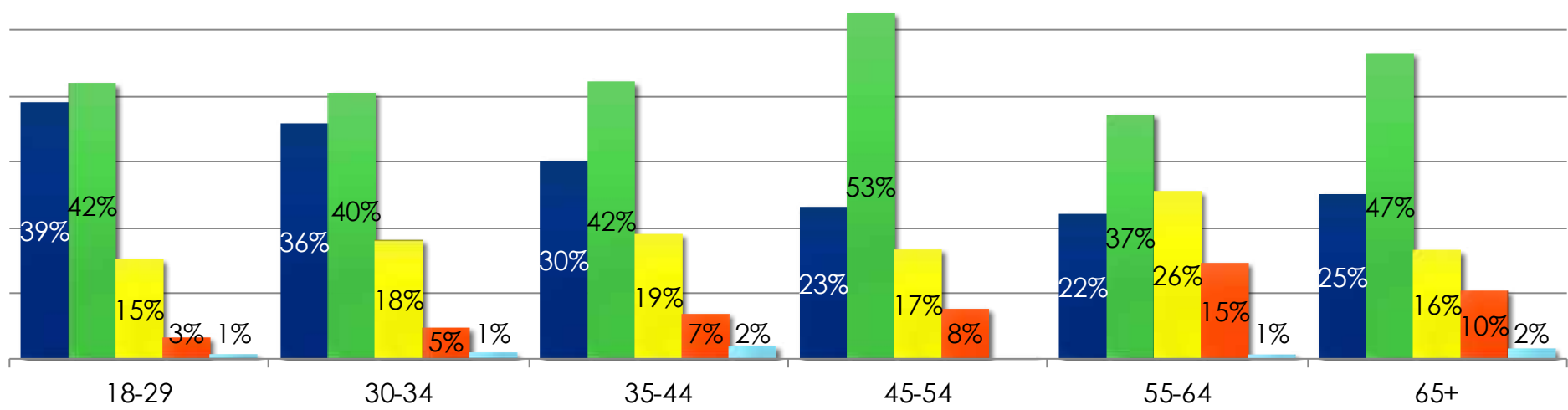
- VERY WORRIED
- SOMEWHAT WORRIED
- NOT TOO WORRIED
- NOT WORRIED AT ALL
- REFUSED



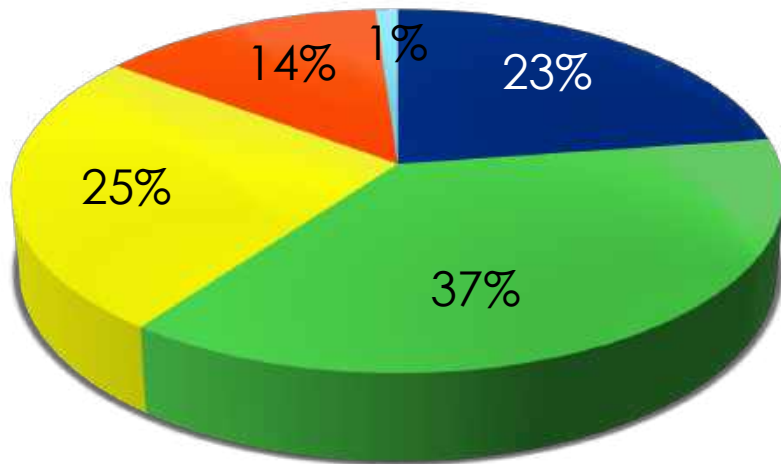
How worried are you that people in Colorado who need help and support for their **mental health** will be unable to get it during the coronavirus outbreak?



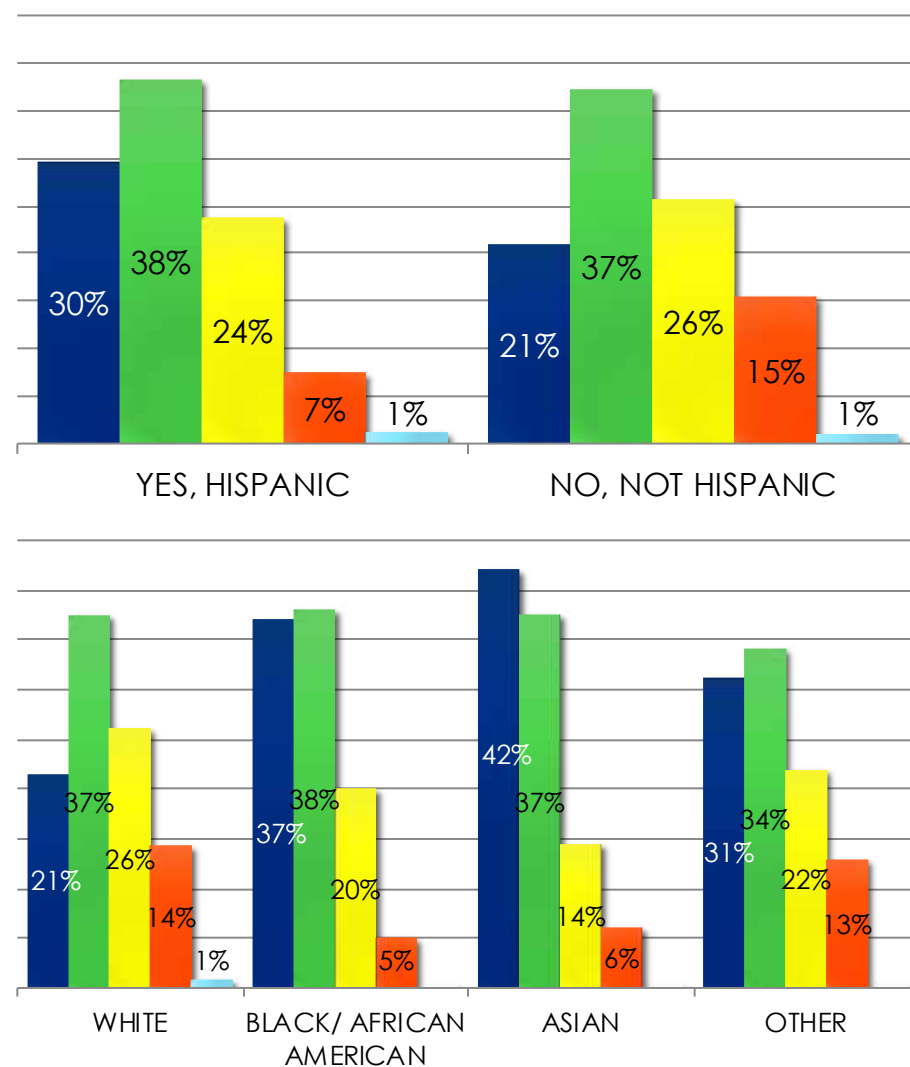
■ VERY WORRIED
 ■ SOMEWHAT WORRIED
 ■ NOT TOO WORRIED
■ NOT WORRIED AT ALL
 ■ REFUSED



How worried are you that your local hospital will run out of necessary equipment like **beds or ventilators to treat patients?**



- VERY WORRIED
- SOMEWHAT WORRIED
- NOT TOO WORRIED
- NOT WORRIED AT ALL
- REFUSED





WILL OUR WAY OF LIFE RETURN TO
HOW IT WAS BEFORE, OR WILL
THERE BE SIGNIFICANT
CHANGES?



The Colorado Health Foundation™

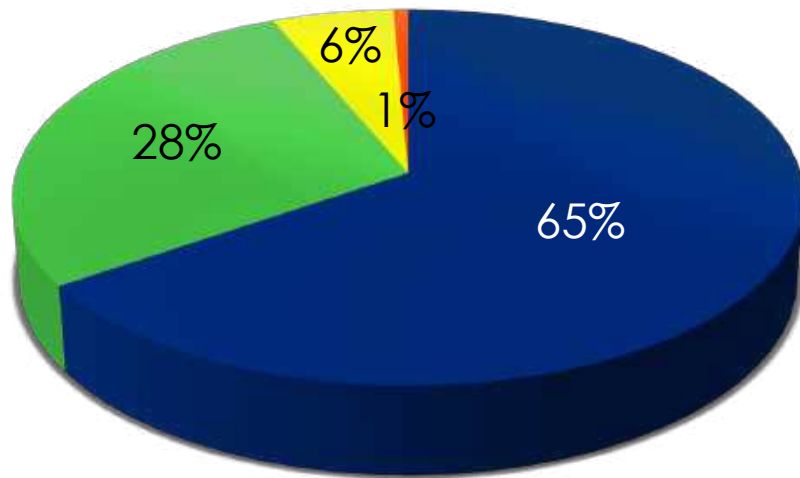


Opinion on the Coronavirus Changing the Way We Live, Socialize and Work

“Some people have said after the coronavirus outbreak is under control the way we live, socialize and work will return to how it was before the coronavirus outbreak. While...

Other people say that the way we live, socialize and work will change significantly as a result of our experience with coronavirus.

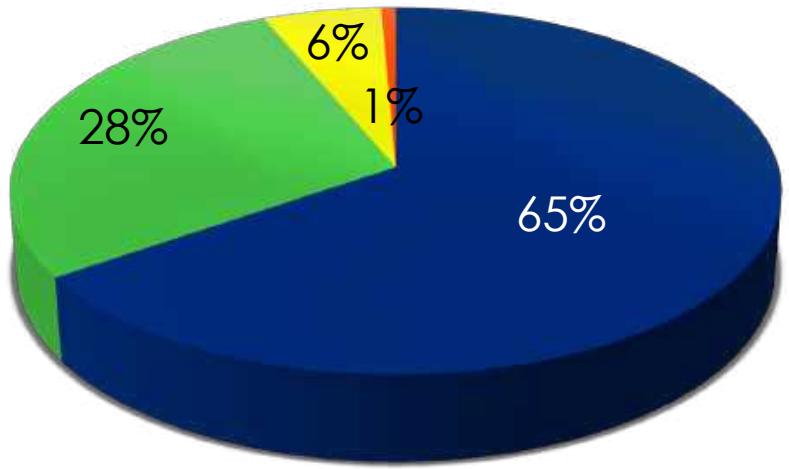
Which comes closer to your point of view?”



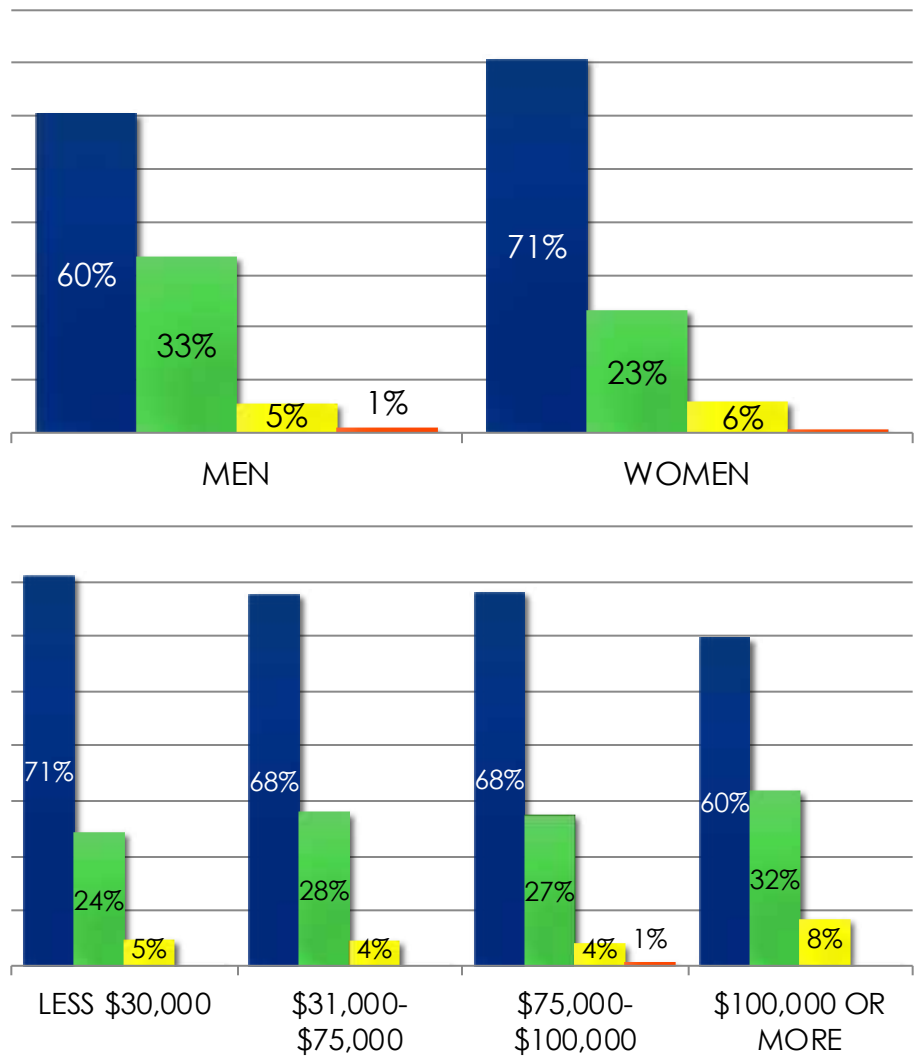
- SIGNIFICANT CHANGES
- RETURN TO HOW IT WAS
- UNSURE/NO OPINION
- REFUSED

- The survey presented respondents with two different viewpoints about what life will be like after the coronavirus is under control. The first viewpoint predicted that the way we live, socialize and work will return to “how it was” and the second viewpoint predicted significant changes.
- Among all respondents, 65% shared the viewpoint that there would be significant changes after the coronavirus was under control, and 28% believed things would return to how they were before the outbreak.

Opinion on the Coronavirus Changing the Way We Live, Socialize and Work



- SIGNIFICANT CHANGES
- RETURN TO HOW IT WAS
- UNSURE/NO OPINION
- REFUSED





VIEWS OF GOVERNMENT DOING MORE FOR PUBLIC HEALTH AFTER CORONAVIRUS



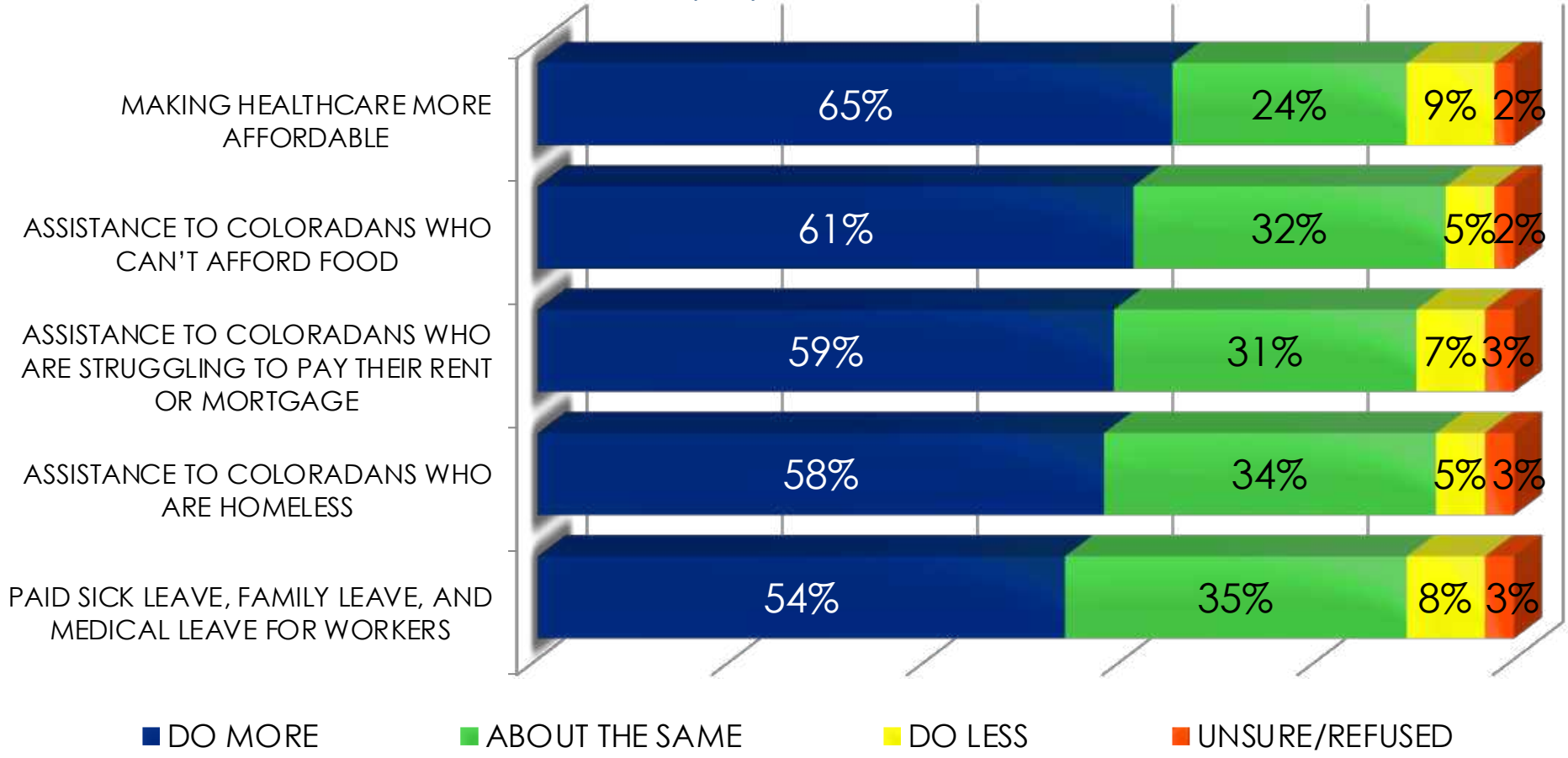
The Colorado Health Foundation™





Opinion on the Government Doing More to Protect the Public Health of Coloradans

Respondents were read a description of five things that government may consider doing to protect the public health of Coloradans, and then asked if they thought the government should do more, do less or do about the same. Making healthcare more affordable received the most support, with 65% of respondents saying the government should do more. This was followed by assistance for people who can't afford food (61%), assistance for people to pay their rent or mortgage (59%), assistance for people experiencing homelessness (58%), and paid sick leave, family leave and medical leave for workers (54%).



For further information:

Healthier Colorado

Kyle Piccola

KPiccola@healthiercolorado.org

(720) 289-7371

www.HealthierColorado.org



The Colorado Health Foundation

Austin Montoya

AMontoya@coloradohealth.org

(719) 640-3441

www.ColoradoHealth.org



The Colorado Health Foundation™

Magellan Strategies

www.MagellanStrategies.com

